


Polyhose®

DELIVERING SWISS TECHNOLOGY **EXITALEX** 

Polyhose Incorporated is pleased to provide certifications for our products—with verified approval that each item has been tested to meet required specifications for various industries and uses. Visit polyhose.com/us to view all Polyhose certifications.



TERMS AND CONDITIONS

TERMS: Net 30 days.

PRICES: All prices are subject to change without notice. Orders will be shipped and invoiced at prices in effect on the date the order is received.

MINIMUM ORDER: \$100.00 net.

FREIGHT: F.O.B. Wilmington, North Carolina. Freight allowed on orders in excess of \$3,000.

RETURNS: No merchandise accepted for return without prior authorization. Restocking charges of 25% may apply. Returns policy also applies to warranty replacements.

SERVICE CHARGE: A 6% service charge will be added to all invoices not paid within terms above and will be applied until invoice is paid.

WARRANTY: POLYHOSE EXITFLEX hoses, tips, and accessories are warranted to be free from defects in material and workmanship for a period of one year from date of purchase. This warranty does not extend to damage caused by normal wear relating to abrasion, abuse, negligence, faulty installation, or selection of the improper item for the desired application.

NOTE: Additional handling charges may apply on hose lengths over 100 feet.

In 1996, Polyhose India Pvt. Ltd was founded—kickstarting the beginning of a globally successful company. Backed by a small, but extremely passionate, hardworking, and loyal team, Polyhose began its manufacturing journey in the thermoplastic hose industry.



Since the founding of Polyhose, the company has continued to grow in both strength and size—now offering the widest range of flexible fluid conveyance products in the industry. In 2005, Polyhose incorporated a second division in rubber hydraulic manufacturing. Further expansion in 2008 brought the PTFE division to the fast-growing business, and the acquisition of Exitflex SA in 2009 put Polyhose on the global map.

Polyhose continued an upward trend of growth by diversifying its capabilities and manufacturing stainless steel hoses through a joint venture with TOFLE Japan. Both 2017 and 2018 proved to be largely successful years for the company as Polyhose entered the life science market, established an aerospace division, and became NADCAP-certified—allowing them to supply to Boeing and other aircraft manufacturers.

Today, Polyhose continues to innovate and grow just as they have done throughout the lifetime of the company.

POLYHOSE INCORPORATED + EXITFLEX USA—THE JOURNEY

Founded in 1978, Exitflex began in the paint spray industry, producing thermoplastic hoses, nozzles, and accessories. The company manufactured a range of high-quality flexible hoses for high- and low-pressure use, effectively covering a wide range of applications in paint spraying. Exitflex also specialized in manufacturing tungsten carbide nozzles, and developed new, innovative methods in the application of paint.

On May 4, 2009, Exitflex and Polyhose announced the joining of the two companies, secured through Polyhose's investment in a majority shareholding of Exitflex Switzerland. Such a partnership has propelled a significant increase in the company's manufacturing capabilities, as well as a much wider range of products.

In 2018, the company made the decision to actively tap into the North American market with diversified product offerings—and thus, Polyhose Incorporated came to be. The company has expanded to be four times its original size, offering more products than ever before—with the same high-quality promise. A starting group of five employees has grown to a team of twenty and continues to increase each year. In 2020, operations moved from a 10,000-square-foot facility in New Jersey to a brand new, 52,000-square-foot facility in Wilmington, North Carolina—with plans to build up to 175,000 square feet in the next few years. In addition to warehousing and assembly, Polyhose Incorporated has begun manufacturing accessories and continues to move into new opportunities. As the manufacturer of the industry's widest range of fluid conveyance products, Polyhose continues to provide value in an efficient, reliable manner and looks forward to future growth.

Even as a new venture, Polyhose Incorporated still uses the Exitflex name within the paint spray market, respecting the popularity and recognition of the high-quality products manufactured by Exitflex in the industry for many years.

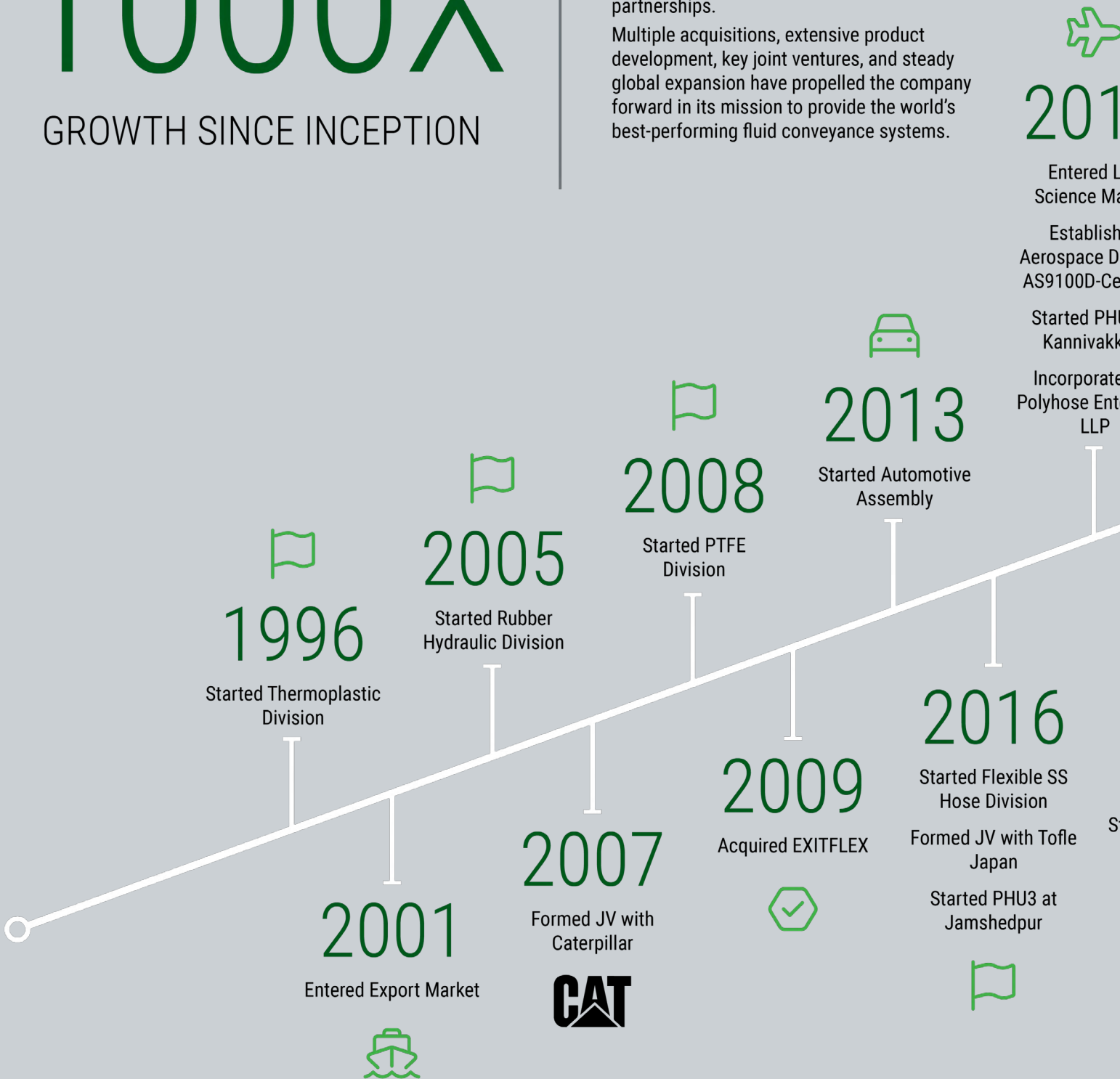
1000X

GROWTH SINCE INCEPTION

STEADY GROWTH SINCE DAY ONE

For over 25 years, Polyhose has strategically developed its market presence and industry partnerships.

Multiple acquisitions, extensive product development, key joint ventures, and steady global expansion have propelled the company forward in its mission to provide the world's best-performing fluid conveyance systems.

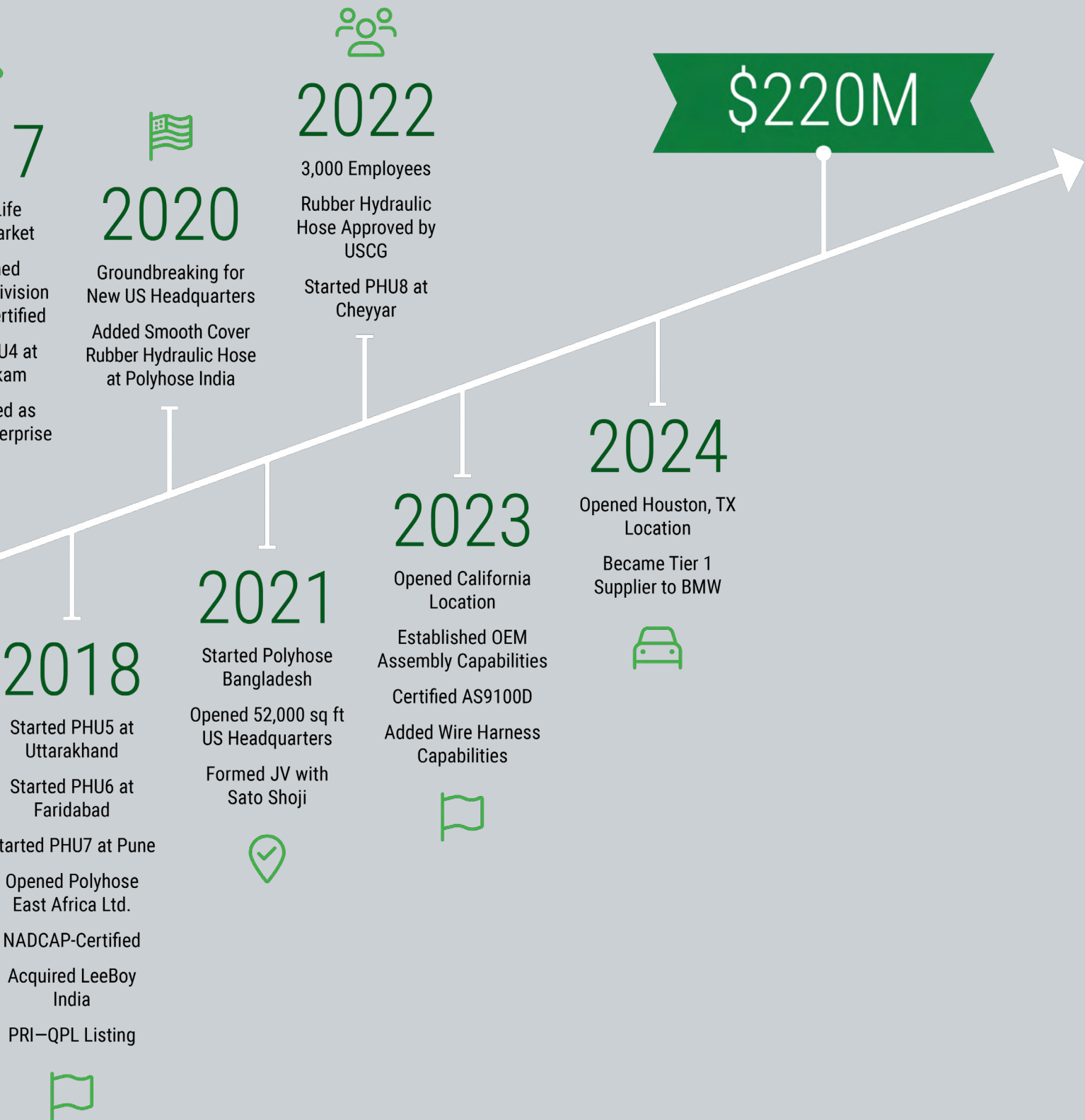



2016
Entered L
Science Ma

Establish
Aerospace D
AS9100D-Ce

Started PH
Kannivakk

Incorporate
Polyhose Ent
LLP








AIRLESS PAINT SPRAY HOSE - 1/8"	
PA12 (5,075 PSI)	12
KX12 (3,200 PSI)	13
AIRLESS PAINT SPRAY HOSE - 3/16"	
PA13 (5,075 PSI)	14
KX23 (3,500 PSI)	15
AIRLESS PAINT SPRAY HOSE - 1/4"	
SX24 (4,000 PSI)	16
PX24 (3,600 PSI)	17
PA14 (4,500 PSI)	18
PA14B (5,000 PSI)	19
PAT24 (6,100 PSI)	20
WE24 (8,000 PSI)	21
HD24 (9,750 PSI)	22
SHA24 (5,000 PSI)	23
AIRLESS PAINT SPRAY HOSE - 5/16"	
KX25 (3,625 PSI)	24
AIRLESS PAINT SPRAY HOSE - 3/8"	
KX26 (3,300 PSI)	25
PA16 (3,500 PSI)	26
PA26 (5,800 PSI)	27
PAT26 (4,700 PSI)	28
HD26 (8,100 PSI)	29
AIRLESS PAINT SPRAY HOSE - 1/2"	
PA18 (3,000 PSI)	30
HD28 (7,250 PSI)	31
PA28 (5,000 PSI)	32
AIRLESS PAINT SPRAY HOSE - 3/4"	
PA212 (4,000 PSI)	33
HD212 (6,500 PSI)	34
HD212B (7,500 PSI)	35
AIR ASSISTED AIRLESS PAINT SPRAY HOSE	
KMW23 (3,500 PSI)	36

SPECIALTY PAINT HOSE (PTFE/FEP SERIES)	
TC12 (5,000 PSI) 1/8"	38
TC13 (5,000 PSI) 3/16"	39
TC14 (4,700 PSI) 1/4"	40
TC16 (3,600 PSI) 3/8"	41
TC18 (3,000 PSI) 1/2"	42
TC212 (6,500 PSI) 3/4"	43
THD24 (9,750 PSI) 1/4"	44
THD26 (8,100 PSI) 3/8"	45
THD28 (7,250 PSI) 1/2"	46
THD212 (7,500 PSI) 3/4"	47
PH179 (1/8"-1 1/8")	48
PH370 (1/4"-3")	49
PTFE TUBING	50
WIRE BRAID HYDRAULIC HOSE	
EX12 (5,075 PSI) 1/8"	51
EX13 (5,075 PSI) 3/16"	51
EX14 (4,700 PSI) 1/4"	51
EX15	51
EX16 (3,600 PSI) 3/8"	51
EX18 (3,000 PSI) 1/2"	51
HIGH SPECIFICATION LOW PRESSURE HOSE AND FITTINGS	52-53
JET DRAIN CLEANING HOSE	
DP13 (4,000 PSI) 3/16"	55
DP14 (3,625 PSI) 1/4"	56
HIGH PRESSURE COUPLINGS AND ADAPTORS	58-59
SWIVELS AND Y-BLOCKS	61
SPECIALTY SWIVELS	62
FILTERS AND FILTER HOUSINGS	63-66
REVERSIBLE TIPS SYSTEMS	69-87
SPEEDY 5 (7,500 PSI)	70-74
SAFETY GUARDS - TWINTIP	75
SPEEDY 6 (7,500 PSI)	76-79
SPEEDY 7 (7,500 PSI)	80-84
SAFETY GUARDS - TWINFIT™	85
EXTENSION POLES	86
TRIA PRO45	87
AIR ASSISTED AIRLESS SPRAY TIPS	89-91
INDUSTRIAL FLAT TIPS	93-99
TIP CLEANING NEEDLES	100

Polyhose[®]

DELIVERING SWISS TECHNOLOGY **EXTIFLEX**[®] +



AIRLESS PAINT
SPRAY HOSE

Hose Series	Hose I/D Inches	Hose O/D Inches	Max WP PSI	Min Burst PSI	MIN Bend Inches	Temp Range F°	Hose Construction
PA12	1/8"	0.272	5,075	20,300	0.984	-40 to 200	POLYAMIDE NYLON CORE SINGLE H.T. CARBON STEEL BRAID POLYURETHANE COVER
PA13	3/16"	0.366	5,075	20,300	1.378	-40 to 200	
PA14	1/4"	0.461	4,500	18,000	1.772	-40 to 200	
PA16	3/8"	0.598	3,500	14,000	2.362	-40 to 200	
PA18	1/2"	0.728	3,000	12,000	2.756	-40 to 200	
PA26	3/8"	0.689	5,800	23,200	2.756	-40 to 200	POLYAMIDE NYLON CORE SINGLE H.T. CARBON STEEL BRAID POLYURETHANE COVER
PA28	1/2"	0.846	5,000	20,000	3.346	-40 to 200	
PA212	3/4"	1.181	4,000	16,000	4.331	-40 to 200	
PAT24	1/4"	0.508	6,100	24,400	1.575	-40 to 200	POLYAMIDE NYLON COVER DOUBLE BRAIDED 1 STEEL, 1 NYLON
PAT26	3/8"	0.701	4,700	18,800	1.969	-40 to 200	
KX12	1/8"	0.272	3,200	12,800	0.984	-40 to 200	POLYAMIDE NYLON CORE DOUBLE TEXTILE NYLON BRAIDS POLYURETHANE COVER
KX23	3/16"	0.402	3,500	13,600	1.575	-40 to 200	
SX24	1/4"	0.484	4000	16000	2.165	-40 to 210	
KX25	5/16"	0.587	3,625	14,500	2.244	-40 to 200	
KX26	3/8"	0.661	3,300	13,200	3.150	-40 to 200	
THD24	1/4"	0.535	9,750	39,000	1.969	-40 to 250	PTFE CORE SINGLE H.T. CARBON STEEL BRAID SINGLE ARAMID BRAID POLYURETHANE COVER
THD26	3/8"	0.689	8,100	32,400	2.756	-40 to 250	
THD28	1/2"	0.866	7,250	29,000	3.150	-40 to 250	
THD212	3/4"	1.19	7,500	26,250	7.5	-40 to 210	
TC12	1/8"	0.272	5,000	20,000	0.984	-40 to 250	FEP CORE SINGLE H.T. CARBON STEEL BRAID POLYURETHANE COVER
TC13	3/16"	0.366	5,000	20,000	1.378	-40 to 250	
TC14	1/4"	0.461	4,700	18,850	1.772	-40 to 250	
TC16	3/8"	0.598	3,600	14,400	2.362	-40 to 250	
TC18	1/2"	0.728	3,000	12,000	2.756	-40 to 250	
TC212	3/4"	1.181	6,500	26,000	4.331	-40 to 200	
DP13	3/16"	0.362	4,000	16,000	1.378	-40 to 175	UNPLASTICISED ELASTOMER CORE SINGLE H.T. CARBON STEEL BRAID POLYURETHANE COVER
EX12	1/8"	0.272	5,075	20,300	0.984	-40 to 175	
EX13	3/16"	0.366	5,075	20,300	1.378	-40 to 200	
EX14	1/4"	0.461	4,700	18,800	1.772	-40 to 175	
EX16	3/8"	0.598	3,600	14,000	1.969	-40 to 175	
EX18	1/2"	0.728	3,000	12,000	2.756	-40 to 175	
HD24	1/4"	0.535	9,750	39,000	1.969	-40 to 200	POLYAMIDE NYLON CORE DOUBLE BRAIDED 1 STEEL, 1 ARAMID POLYURETHANE COVER
HD26	3/8"	0.736	8,100	32,400	2.756	-40 to 200	
HD28	1/2"	0.866	7,250	29,000	3.346	-40 to 200	
HD212	3/4"	1.181	6,500	26,000	4.331	-40 to 200	
SHA24	1/4"	0.433	5000	20,000	2.362	-40 to 200	POLYAMIDE NYLON CORE 1 ARAMID BRAID, 1 STAINLESS STEEL BRAID
WE24	1/4"	0.524	8,000	32,000	1.024	-40 to 200	

PA12



CONSTRUCTION

- Inner tube: Polyamide nylon
- Reinforcement: High tensile brass plated carbon steel
- Cover: Polyurethane







APPLICATION

- High pressure painting
- High pressure hydraulics
- High pressure solvent, paint, chemicals

PROPERTIES

- Excellent flexibility
- Extreme abrasion resistance cover
- Static free 100% electrically conductive
- Low diffusion rate and low flow resistance
- UV and Ozone resistant
- Suitable for all mineral based hydraulic oils
- Suitable for reusable couplings

TECHNICAL SPECIFICATIONS

PART NUMBER	 I.D	 O.D	 W.P	 B.P	 BR/r	Weight lb/ft	 Temp. Range
	inch	inch	psi	psi	inch		
PA12	1/8"	0.272	5075	20,300	0.984	0.040	-40°F to 200°F

STOCK ASSEMBLIES

Part No.	Length	Fittings	Color
PA12-3FM	3'	1/4" FM	Yellow
PA12-5FM	5'	1/4" FM	Yellow
PA12-15FBE	15'	1/4" FBE	Yellow
PA12-25FBE	25'	1/4" FBE	Yellow
PA12-50FBE	50'	1/4" FBE	Yellow

CUSTOM FITTINGS AVAILABLE

- FFSS** 304 Stainless Steel Female NPSM Swivel
- JIC** Carbon Steel Female JIC Swivel
- JICSS** 304 Stainless Steel Female JIC Swivel

- BSP** Carbon Steel (British Standard Pipe) Female Swivel
- BSPSS** 304 Stainless Steel (British Standard Pipe) Female Swivel

KX12



CONSTRUCTION

- Inner tube: Polyamide nylon
- Reinforcement: Single textile nylon braid
- Cover: Polyurethane







APPLICATION

High pressure airless painting

PROPERTIES

- Excellent resistance to paints, solvents and chemicals
- Excellent flexibility & non kinking
- Abrasion & ozone resistant cover
- Static free 100% electrically conductive, except for KN
- Tight bend radius & light-weight
- Low volumetric expansion

TECHNICAL SPECIFICATIONS

PART NUMBER	 I.D	 O.D	 W.P	 B.P	 BR/r	Weight lb/ft	 Temp. Range
	inch	inch	psi	psi	inch		
KX12	1/8"	0.272	3,200	12,800	0.984	0.025	-40°F to 200°F

STOCK ASSEMBLIES

Part No.	Length	Fittings	Color
KX12-3FM	3'	1/4" FM	Blue
KX12-5FM	5'	1/4" FM	Blue
KX12-15FBE	15'	1/4" FBE	Blue
KX12-25FBE	25'	1/4" FBE	Blue
KX12-50FBE	50'	1/4" FBE	Blue

CUSTOM FITTINGS AVAILABLE

FFSS 304 Stainless Steel Female NPSM Swivel
JIC Carbon Steel Female JIC Swivel
JICSS 304 Stainless Steel Female JIC Swivel

BSP Carbon Steel (British Standard Pipe) FEMALE Swivel
BSPSS 304 Stainless Steel (British Standard Pipe) FEMALE Swivel

PA13



CONSTRUCTION

- Inner tube: Polyamide nylon
- Reinforcement: High tensile brass plated carbon steel
- Cover: Polyurethane







APPLICATION

- High pressure airless painting
- High pressure hydraulics
- High pressure solvent, paint, chemicals

• PROPERTIES

- Excellent flexibility
- Extreme abrasion resistance cover
- Static free 100% electrically conductive
- Low diffusion rate and low flow resistance
- UV and Ozone resistant
- Suitable for all mineral based hydraulic oils
- Suitable for reusable couplings

TECHNICAL SPECIFICATIONS

PART NUMBER	 I.D.	 O.D.	 W.P.	 B.P.	 BR/r	Weight lb/ft	 Temp. Range
	inch	inch	psi	psi	inch		
PA13	3/16"	0.366	5,075	20,300	1	0.092	-40°F to 200°F

STOCK ASSEMBLIES

Part No.	Length	Fittings	Color
PA13-3FM	3'	1/4" FM	Yellow
PA13-5FM	5'	1/4" FM	Yellow
PA13-15FBE	15'	1/4" FBE	Yellow
PA13-25FBE	25'	1/4" FBE	Yellow
PA13-50FBE	50'	1/4" FBE	Yellow

CUSTOM FITTINGS AVAILABLE

- FFSS** 304 Stainless Steel Female NPSM Swivel
- JIC** Carbon Steel Female JIC Swivel
- JICSS** 304 Stainless Steel Female JIC Swivel

- BSP** Carbon Steel (British Standard Pipe) FEMALE Swivel
- BSPSS** 304 Stainless Steel (British Standard Pipe) FEMALE Swivel

KX23



CONSTRUCTION

- Inner tube: Polyamide nylon
- Reinforcement: Two plies of Polyester textile fibre
- Cover: Polyurethane







APPLICATION

- High pressure painting

PROPERTIES

- Thermoplastic hose to work at high operating pressures
- Excellent resistance to paints, solvents and chemicals
- Excellent flexibility & non kinking
- Abrasion & ozone resistant cover
- Tight bend radius & very light-weight
- Low volumetric expansion
- Static free 100% electrically conductive

TECHNICAL SPECIFICATIONS

PART NUMBER	 I.D	 O.D	 W.P	 B.P	 BR/r	Weight	 Temp. Range
	inch	inch	psi	psi	inch		lb/ft
KX23	3/16"	0.402	3,500	14,000	1.575	0.063	-40°F to 200°F

STOCK ASSEMBLIES

Part No.	Length	Fittings	Color
KX23-3FM	3'	1/4" FM	Light Blue
KX23-5FM	5'	1/4" FM	Light Blue
KX23-15FBE	15'	1/4" FBE	Light Blue
KX23-25FBE	25'	1/4" FBE	Light Blue
KX23-50FBE	50'	1/4" FBE	Light Blue

CUSTOM FITTINGS AVAILABLE

- FFSS** 304 Stainless Steel Female NPSM Swivel
- JIC** Carbon Steel Female JIC Swivel
- JICSS** 304 Stainless Steel Female JIC Swivel

- BSP** Carbon Steel (British Standard Pipe) FEMALE Swivel
- BSPSS** 304 Stainless Steel (British Standard Pipe) FEMALE Swivel

SX24



CONSTRUCTION

- Inner tube: Polyamide nylon
- Reinforcement: Two plies of Polyester textile fibre
- Cover: Polyurethane







APPLICATION

- High pressure painting

PROPERTIES

- Thermoplastic hose to work at high operating pressures
- Excellent resistance to paints, solvents and chemicals
- Excellent flexibility & non kinking
- Abrasion & ozone resistant cover
- Tight bend radius & very light-weight
- Low volumetric expansion
- Static free 100% electrically conductive

TECHNICAL SPECIFICATIONS

PART NUMBER	 I.D	 O.D	 W.P	 B.P	 BR/r	Weight	 Temp. Range
	inch	inch	psi	psi	inch		lb/ft
SX24	1/8"	0.484	4,000	16,000	2.165	0.088	-40°F to 200°F

CUSTOM FITTINGS AVAILABLE

- FFSS** 304 Stainless Steel Female NPSM Swivel
- JIC** Carbon Steel Female JIC Swivel
- JICSS** 304 Stainless Steel Female JIC Swivel

- BSP** Carbon Steel (British Standard Pipe) FEMALE Swivel
- BSPSS** 304 Stainless Steel (British Standard Pipe) FEMALE Swivel

PX24



CONSTRUCTION

- Inner tube: Polyamide nylon
- Reinforcement: Two plies of polyester textile fibre
- Cover: Polyurethane







APPLICATION

- High pressure painting
- 2K & plural component foam
- Food and Acid transfer

PROPERTIES

- Thermoplastic hose to work at high pressures
- Excellent resistance to solvents and chemicals
- Extremely low gas diffusion and moisture resistance
- Excellent flexibility.
- Abrasion & ozone resistant cover
- Static free 100% electrically conductive
- Tight bend radius
- Low volumetric expansion
- Very low flow resistance
- Complies to ISO, DIN & SAE standards

TECHNICAL SPECIFICATIONS

PART NUMBER	 I.D	 O.D	 W.P	 B.P	 BR/r	Weight lb/ft	 Temp. Range
	inch	inch	psi	psi	inch		
PX24	1/4"	0.461	3,600	14,400	2.165	0.063	-40°F to 200°F

STOCK ASSEMBLIES

Part No.	Length	Fittings	Color
PX24-25FBE	25'	1/4" FBE	Light Blue
PX24-50FBE	50'	1/4" FBE	Light Blue

PA14



CONSTRUCTION

- Inner tube: Polyamide nylon
- Reinforcement: One or two plies of high tensile brass plated steel wire
- Cover: Polyurethane







APPLICATION

- High pressure painting
- 2K & plural component foam
- Food and Acid transfer

PROPERTIES

- Thermoplastic hose to work at high pressures
- Excellent resistance to solvents and chemicals
- Extremely low gas diffusion and moisture resistance
- Excellent flexibility.
- Abrasion & ozone resistant cover
- Static free 100% electrically conductive
- Tight bend radius
- Low volumetric expansion
- Very low flow resistance
- Complies to ISO, DIN & SAE standards

TECHNICAL SPECIFICATIONS

PART NUMBER	 I.D	 O.D	 W.P	 B.P	 BR/r	Weight lb/ft	 Temp. Range
	inch	inch	psi	psi	inch		
PA14	1/4"	0.461	4,500	18,000	1.772	0.120	-40°F to 200°F

STOCK ASSEMBLIES

Part No.	Length	Fittings	Color
PA14-6FBE	6'	1/4" FBE	Red
PA14-25FBE	25'	1/4" FBE	Red
PA14-50FBE	50'	1/4" FBE	Red

CUSTOM FITTINGS AVAILABLE

- FFSS** 304 Stainless Steel Female NPSM Swivel
- JIC** Carbon Steel Female JIC Swivel
- JICSS** 304 Stainless Steel Female JIC Swivel
- BSP** Carbon Steel (British Standard Pipe) FEMALE Swivel

- BSPSS** 304 Stainless Steel (British Standard Pipe) FEMALE Swivel
- JUMP SIZE** Permanently Couple With 3/8" Female Swivel NPSM On One Or Both Ends

PA14B



CONSTRUCTION

- Inner tube: Polyamide nylon
- Reinforcement: One or two plies of high tensile brass plated steel wire
- Cover: Polyurethane







APPLICATION

- High pressure fluid and gas transfer
- 2K & plural component foam
- Food and Acid transfer

PROPERTIES

- Thermoplastic hose to work at high pressures
- Excellent resistance to solvents and chemicals
- Extremely low gas diffusion and moisture resistance
- Excellent flexibility.
- Abrasion & ozone resistant cover
- Static free 100% electrically conductive
- Tight bend radius
- Low volumetric expansion
- Very low flow resistance
- Complies to ISO, DIN & SAE standards

TECHNICAL SPECIFICATIONS

PART NUMBER	 I.D	 O.D	 W.P	 B.P	 BR/r	Weight	 Temp. Range
	inch	inch	psi	psi	inch		lb/ft
PA14	1/4"	0.461	5,000	20,000	1.772	0.120	-40°F to 200°F

STOCK ASSEMBLIES

Part No.	Length	Fittings	Color
PA14B-6FBE	6'	1/4" FBE	Navy Blue
PA14B-25FBE	25'	1/4" FBE	Navy Blue
PA14B-50FBE	50'	1/4" FBE	Navy Blue

CUSTOM FITTINGS AVAILABLE

- FFSS** 304 Stainless Steel Female NPSM Swivel
- JIC** Carbon Steel Female JIC Swivel
- JICSS** 304 Stainless Steel Female JIC Swivel
- BSP** Carbon Steel (British Standard Pipe) FEMALE Swivel

- BSPSS** 304 Stainless Steel (British Standard Pipe) FEMALE Swivel
- JUMP SIZE** Permanently Couple With 3/8" Female Swivel NPSM On One Or Both Ends

PAT24



CONSTRUCTION

- Inner tube: Polyamide nylon
- Reinforcement:
 - One high tensile steel wire braid
 - Protective Interlayer (PU)
 - One high synthetic fibre braid
- Cover: Polyurethane







APPLICATION

- High pressure painting
- High pressure hydraulics

PROPERTIES

- Thermoplastic hose to work at high pressures
- Excellent resistance to paints, solvents and chemicals
- Excellent flexibility & non kinking
- Abrasion & ozone resistant cover
- Static free 100% electrically conductive
- Tight bend radius & very light-weight

TECHNICAL SPECIFICATIONS

PART NUMBER	 I.D.	 O.D.	 W.P.	 B.P.	 BR/r	Weight lb/ft	 Temp. Range
	inch	inch	psi	psi	inch		
PAT24	1/4"	0.501	6,100	24,400	1.575	0.141	-40°F to 200°F

STOCK ASSEMBLIES			
Part No.	Length	Fittings	Color
PAT24-6FBE	6'	1/4" FBE	Green
PAT24-25FBE	25'	1/4" FBE	Green
PAT24-50FBE	50'	1/4" FBE	Green

CUSTOM FITTINGS AVAILABLE

- | | | | |
|--------------|--|--------------|---|
| FFSS | 304 Stainless Steel Female NPSM Swivel | BSPSS | 304 Stainless Steel (British Standard Pipe) FEMALE Swivel |
| JIC | Carbon Steel Female JIC Swivel | JUMP | Permanently Couple With 3/8" Female Swivel NPSM On One Or Both Ends |
| JICSS | 304 Stainless Steel Female JIC Swivel | SIZE | |
| BSP | Carbon Steel (British Standard Pipe) FEMALE Swivel | | |

WE24



CONSTRUCTION

- Inner tube: Polyamide nylon
- Reinforcement:
 - High tensile aramid yarn
 - Protective Interlayer (PU)
 - Braided 304 Stainless Steel Wire acting as Safety Spring
- Cover: Polyurethane







APPLICATION

- High pressure fluid and gas transfer
- 2K & plural component foam
- Food and Acid transfer

PROPERTIES

- Thermoplastic hose to work at high pressures
- Excellent resistance to solvents and chemicals
- Extremely low gas diffusion and moisture resistance
- Excellent flexibility.
- Abrasion & ozone resistant cover
- Static free 100% electrically conductive
- Tight bend radius
- Low volumetric expansion
- Very low flow resistance
- Complies to ISO, DIN & SAE standards

TECHNICAL SPECIFICATIONS

PART NUMBER	 I.D	 O.D	 W.P	 B.P	 BR/r	Weight lb/ft	 Temp. Range
	inch	inch	psi	psi	inch		
WE24	1/4"	0.524	8,000	32,000	1.024	0.114	-40°F to 210°F

STOCK ASSEMBLIES			
Part No.	Length	Fittings	Color
WE24-6FBE	6'	1/4" FBE	Translucent Blue

CUSTOM FITTINGS AVAILABLE

- FFSS** 304 Stainless Steel Female NPSM Swivel
- JIC** Carbon Steel Female JIC Swivel
- JICSS** 304 Stainless Steel Female JIC Swivel

- BSP** Carbon Steel (British Standard Pipe) FEMALE Swivel
- BSPSS** 304 Stainless Steel (British Standard Pipe) FEMALE Swivel

HD24



CONSTRUCTION

- Inner tube: Polyamide nylon
- Double braided: 1 steel, 1 aramid
- Cover: Polyurethane







APPLICATION

- High pressure cleaning and water-jetting
- Drain cleaning

PROPERTIES

- Thermoplastic hose to work at high pressures
- Excellent resistance to paints, solvents and chemicals
- Excellent flexibility
- Abrasion resistant cover
- Static free 100% electrically conductive
- Tight bend radius & very light-weight
- Low flow resistance
- UV and Ozone resistant
- Suitable for all mineral based hydraulic oils

TECHNICAL SPECIFICATIONS

PART NUMBER	 I.D	 O.D	 W.P	 B.P	 BR/r	Weight lb/ft	 Temp. Range
	inch	inch	psi	psi	inch		
HD24	1/4"	0.535	9,750	39,000	1.969	0.161	-40°F to 200°F

STOCK ASSEMBLIES

Part No.	Length	Fittings	Color
HD24-3FBE	3'	1/4" FBE	Black
HD24-6FBE	6'	1/4" FBE	Black
HD24-25FBE	25'	1/4" FBE	Black
HD24-50FBE	50'	1/4" FBE	Black
HD24-100FBE	100'	1/4" FBE	Black

CUSTOM FITTINGS AVAILABLE

- FFSS** 304 Stainless Steel Female NPSM Swivel
JIC Carbon Steel Female JIC Swivel
JICSS 304 Stainless Steel Female JIC Swivel

- BSP** Carbon Steel (British Standard Pipe) FEMALE Swivel
BSPSS 304 Stainless Steel (British Standard Pipe) FEMALE Swivel

SHA24



CONSTRUCTION

- Inner tube: Polyamide nylon
- Reinforcement: High dtex aramid & PE fibre
- Cover: 304 Stainless Steel braid







PROPERTIES

- Excellent flexibility
- Highly conductive cover
- Excellent resistance to paints, solvents and chemicals

APPLICATION

- High pressure painting
- High pressure hydraulics

TECHNICAL SPECIFICATIONS

PART NUMBER	 I.D	 O.D	 W.P	 B.P	 BR/r	Weight	 Temp. Range
	inch	inch	psi	psi	inch		
SHA24	1/4"	0.433	5,000	20,000	2.362	0.107	-40°F to 200°F

CUSTOM FITTINGS AVAILABLE

- FFSS** 304 Stainless Steel Female NPSM Swivel
- FBE** Carbon Steel Female NPSM Swivel
- JUMP SIZE** Permanently Couple With 3/8" Female Swivel NPSM On One Or Both Ends

KX25



CONSTRUCTION

- Inner tube: Polyamide nylon
- Reinforcement: Two plies of Polyester textile fibre
- Cover: Polyurethane







APPLICATION

- High pressure painting

PROPERTIES

- Thermoplastic hose to work at high pressures
- Excellent resistance to paints, solvents and chemicals
- Excellent flexibility & non kinking
- Abrasion & ozone resistant cover
- Static free 100% electrically conductive
- Tight bend radius & very light-weight
- Low volumetric expansion

TECHNICAL SPECIFICATIONS

PART NUMBER	 I.D	 O.D	 W.P	 B.P	 BR/r	Weight	 Temp. Range
	inch	inch	psi	psi	inch		
KX25	5/16"	0.587	3,625	14,500	2.244	0.095	-40°F to 200°F

CUSTOM FITTINGS AVAILABLE

- FFSS** 304 Stainless Steel Female NPSM Swivel
- JIC** Carbon Steel Female JIC Swivel
- JICSS** 304 Stainless Steel Female JIC Swivel
- BSP** Carbon Steel (British Standard Pipe) FEMALE Swivel
- BSPSS** 304 Stainless Steel (British Standard Pipe) FEMALE Swivel

KX26



CONSTRUCTION

- Inner tube: Polyamide nylon
- Reinforcement: Two plies of Polyester textile fibre
- Cover: Polyurethane







APPLICATION

- High pressure painting

PROPERTIES

- Thermoplastic hose to work at high operating pressures
- Excellent resistance to paints, solvents and chemicals
- Excellent flexibility & non kinking
- Abrasion & ozone resistant cover
- Static free 100% electrically conductive
- Tight bend radius & very light-weight
- Low volumetric expansion

TECHNICAL SPECIFICATIONS

PART NUMBER	 I.D	 O.D	 W.P	 B.P	 BR/r	Weight	 Temp. Range
	inch	inch	psi	psi	inch		lb/ft
KX26	3/8"	0.661	3,300	13,200	3.150	0.115	-40°F to 200°F

STOCK ASSEMBLIES

Part No.	Length	Fittings	Color
KX26-25 F or M	25'	3/8" F or M	Blue
KX26-25 F or M	50'	3/8" F or M	Blue
KX26-50FBE	50'	1/4" FBE	Green
KX26-25FBE	25'	1/4" FBE	Yellow
KX26-50FBE	50'	1/4" FBE	Yellow

CUSTOM FITTINGS AVAILABLE

- FFSS** 304 Stainless Steel Female NPSM Swivel
- JIC** Carbon Steel Female JIC Swivel
- JICSS** 304 Stainless Steel Female JIC Swivel
- BSP** Carbon Steel (British Standard Pipe) FEMALE Swivel

- BSPSS** 304 Stainless Steel (British Standard Pipe) FEMALE Swivel
- JUMP SIZE** Permanently Couple With 1/4" Female Swivel NPSM On One Or Both Ends

PA16



CONSTRUCTION

- Inner tube: Polyamide nylon
- Reinforcement: High tensile brass plated carbon steel
- Cover: Polyurethane







APPLICATION

- High pressure painting

PROPERTIES

- Excellent flexibility
- Extreme abrasion resistance cover
- Static free 100% electrically conductive
- Low diffusion rate and low flow resistance
- UV and Ozone resistant cover
- Suitable for all mineral based hydraulic oils
- Suitable for reusable couplings

TECHNICAL SPECIFICATIONS

PART NUMBER	 I.D.	 O.D.	 W.P.	 B.P.	 BR/r	Weight	 Temp. Range
	inch	inch	psi	psi	inch		lb/ft
PA16	3/8"	0.598	3,500	14,000	2.362	0.172	-40°F to 200°F

STOCK ASSEMBLIES			
Part No.	Length	Fittings	Color
PA16-25 F or M	25'	3/8" F or M	Red
PA16-50 F or M	50'	3/8" F or M	Red

CUSTOM FITTINGS AVAILABLE

- | | | | |
|--------------|--|--------------|---|
| FFSS | 304 Stainless Steel Female NPSM Swivel | BSPSS | 304 Stainless Steel (British Standard Pipe) FEMALE Swivel |
| JIC | Carbon Steel Female JIC Swivel | JUMP | Permanently Couple With 1/4" Female Swivel NPSM On One Or Both Ends |
| JICSS | 304 Stainless Steel Female JIC Swivel | SIZE | |
| BSP | Carbon Steel (British Standard Pipe) FEMALE Swivel | | |

PA26



CONSTRUCTION

- Inner tube: Polyamide nylon
- Reinforcement: High tensile brass plated carbon steel
- Cover: Polyurethane







APPLICATION

- High pressure painting
- High pressure hydraulics
- High pressure solvent, paint, chemicals

PROPERTIES

- Excellent flexibility
- Extreme abrasion resistance cover
- Static free 100% electrically conductive
- Low diffusion rate and low flow resistance
- UV and Ozone resistant cover
- Suitable for all mineral based hydraulic oils
- Suitable for reusable couplings

TECHNICAL SPECIFICATIONS

PART NUMBER	 I.D.	 O.D.	 W.P.	 B.P.	 BR/r	Weight lb/ft	 Temp. Range
	inch	inch	psi	psi	inch		
PA26	3/8"	0.689	5,800	23,200	2.756	0.324	-40°F to 200°F

STOCK ASSEMBLIES			
Part No.	Length	Fittings	Color
PA26-25 F or M	25'	3/8" F or M	Dark Blue
PA26-50 F or M	50'	3/8" F or M	Dark Blue
PA26-50FBE	50'	1/4" FBE	Green
PA26-25FBE	25'	1/4" FBE	Yellow
PA26-50FBE	50'	1/4" FBE	Yellow

CUSTOM FITTINGS AVAILABLE

- | | | | |
|--------------|--|--------------|---|
| FFSS | 304 Stainless Steel Female NPSM Swivel | BSPSS | 304 Stainless Steel (British Standard Pipe) FEMALE Swivel |
| JIC | Carbon Steel Female JIC Swivel | JUMP | Permanently Couple With 1/4" Female Swivel NPSM On One Or Both Ends |
| JICSS | 304 Stainless Steel Female JIC Swivel | | |
| BSP | Carbon Steel (British Standard Pipe) FEMALE Swivel | SIZE | |

PAT26



CONSTRUCTION

- Inner tube: Polyamide nylon
- Reinforcement:
 - One high tensile steel wire braid
 - Protective Interlayer (PU)
 - One high synthetic fibre braid
- Cover: Polyurethane







APPLICATION

- High pressure painting
- High pressure hydraulics

PROPERTIES

- Thermoplastic hose to work at high operating pressures
- Excellent resistance to paints, solvents and chemicals
- Excellent flexibility & non kinking
- Abrasion & ozone resistant cover
- Static free 100% electrically conductive
- Tight bend radius & very light-weight

TECHNICAL SPECIFICATIONS

PART NUMBER	 I.D.	 O.D.	 W.P.	 B.P.	 BR/r	Weight lb/ft	 Temp. Range
	inch	inch	psi	psi	inch		
PAT26	3/8"	0.646	4,700	18,800	1.969	0.222	-40°F to 200°F

STOCK ASSEMBLIES			
Part No.	Length	Fittings	Color
PAT26-6FBE	6'	3/8" FBE	Green
PAT26-25FBE	25'	3/8" FBE	Green
PAT26-50FBE	50'	3/8" FBE	Green

CUSTOM FITTINGS AVAILABLE

- | | | | |
|--------------|--|--------------|---|
| FFSS | 304 Stainless Steel Female NPSM Swivel | BSPSS | 304 Stainless Steel (British Standard Pipe) FEMALE Swivel |
| JIC | Carbon Steel Female JIC Swivel | JUMP | Permanently Couple With 1/4" Female Swivel NPSM On One Or Both Ends |
| JICSS | 304 Stainless Steel Female JIC Swivel | | |
| BSP | Carbon Steel (British Standard Pipe) FEMALE Swivel | SIZE | |

HD26



CONSTRUCTION

- Inner tube: Polyamide nylon
- Reinforcement: Double Braided 1 Steel, 1 aramid
- Cover: Polyurethane







APPLICATION

- High pressure painting, solvent base and water borne
- High pressure hydraulic
- High pressure water jetting
- High pressure hot circulating paint (max. 80°C)

PROPERTIES

- Thermoplastic hose to work at high operating pressures
- Excellent resistance to paints, solvents and chemicals
- Excellent flexibility
- Abrasion resistant cover
- Static free 100% electrically conductive
- Tight bend radius & very light-weight
- Low flow resistance
- UV and Ozone resistant cover
- Suitable for all mineral based hydraulic oils

TECHNICAL SPECIFICATIONS

PART NUMBER	 I.D.	 O.D.	 W.P.	 B.P.	 BR/r	Weight lb/ft	 Temp. Range
	inch	inch	psi	psi	inch		
HD26	3/8"	0.736	8,100	32,400	2.756	0.256	-40°F to 200°F

STOCK ASSEMBLIES

Part No.	Length	Fittings	Color
HD 26-50 FBE	50'	3/8" FBE	Black

CUSTOM FITTINGS AVAILABLE

FFSS	304 Stainless Steel Female NPSM Swivel	BSPSS	304 Stainless Steel (British Standard Pipe) FEMALE Swivel
JIC	Carbon Steel Female JIC Swivel	JUMP	Permanently Couple With 1/4" Female Swivel NPSM On One Or Both Ends
JICSS	304 Stainless Steel Female JIC Swivel	SIZE	
BSP	Carbon Steel (British Standard Pipe) FEMALE Swivel		

PA18



CONSTRUCTION

- Inner tube: Polyamide nylon
- Reinforcement: High tensile brass plated carbon steel
- Cover: Polyurethane







APPLICATION

- High pressure painting, solvent base and water borne
- High pressure hydraulic
- High pressure water jetting
- High pressure hot circulating paint (max. 80°C)

PROPERTIES

- Excellent flexibility
- Extreme abrasion resistance cover
- Static free 100% electrically conductive
- Low diffusion rate and low flow resistance
- UV and Ozone resistant cover
- Suitable for all mineral based hydraulic oils
- Suitable for reusable couplings

TECHNICAL SPECIFICATIONS

PART NUMBER	 I.D.	 O.D.	 W.P.	 B.P.	 BR/r	Weight lb/ft	 Temp. Range
	inch	inch	psi	psi	inch		
PA18	1/2"	0.728	3.000	12,000	2.756	0.226	-40°F to 200°F

STOCK ASSEMBLIES

Part No.	Length	Fittings	Color
PA18-25 F or M	25'	1/2" F or M	Red
PA18-50 F or M	50'	1/2" F or M	Red

CUSTOM FITTINGS AVAILABLE

- FFSS** 304 Stainless Steel Female NPSM Swivel
- JIC** Carbon Steel Female JIC Swivel
- JICSS** 304 Stainless Steel Female JIC Swivel

- BSP** Carbon Steel (British Standard Pipe) FEMALE Swivel
- BSPSS** 304 Stainless Steel (British Standard Pipe) FEMALE Swivel

HD28



CONSTRUCTION

- Inner tube: Polyamide nylon
- Reinforcement:
 - High tensile aramid yarn
 - High tensile Brass Plated Carbon
 - Steel Wire
- Cover: Polyurethane







APPLICATION

- High pressure painting, solvent base and water borne
- High pressure hydraulic
- High pressure water jetting
- High pressure hot circulating paint (max. 175°F)

PROPERTIES

- Thermoplastic hose to work at high operating pressures
- Excellent resistance to paints, solvents and chemicals
- Excellent flexibility
- Abrasion resistant cover
- Static free 100% electrically conductive
- Tight bend radius & very light-weight
- Low flow resistance
- UV and Ozone resistant cover
- Suitable for all mineral based hydraulic oil

TECHNICAL SPECIFICATIONS

PART NUMBER						Weight	
	I.D	O.D	W.P	B.P	BR/r		Temp. Range
	inch	inch	psi	psi	inch	lb/ft	
HD28	1/2"	0.866	7,250	29,000	3.346	0.342	-40°F to 200°F

STOCK ASSEMBLIES

Part No.	Length	Fittings	Color
HD28-25 F or M	25'	1/2" F or M	Black
HD28-50 F or M	50'	1/2" F or M	Black

CUSTOM FITTINGS AVAILABLE

- FFSS** 304 Stainless Steel Female NPSM Swivel
- JIC** Carbon Steel Female JIC Swivel
- JICSS** 304 Stainless Steel Female JIC Swivel

- BSP** Carbon Steel (British Standard Pipe) FEMALE Swivel
- BSPSS** 304 Stainless Steel (British Standard Pipe) FEMALE Swivel

PA28



CONSTRUCTION

- Inner tube: Polyamide nylon
- Reinforcement: High tensile brass plated carbon steel
- Cover: Polyurethane







APPLICATION

- High pressure painting
- High pressure hydraulic
- High pressure solvent, paint, chemicals

PROPERTIES

- Excellent flexibility
- Extreme abrasion resistance cover
- Static free 100% electrically conductive
- Low diffusion rate and low flow resistance
- UV and Ozone resistant cover
- Suitable for all mineral based hydraulic oils
- Suitable for reusable couplings

TECHNICAL SPECIFICATIONS

PART NUMBER	 I.D.	 O.D.	 W.P.	 B.P.	 BR/r	Weight	 Temp. Range
	inch	inch	psi	psi	inch		
PA28	1/2"	0.846	5,000	20,000	3.346	0.406	-40°F to 200°F

STOCK ASSEMBLIES			
Part No.	Length	Fittings	Color
PA 28-25 F or M	25'	1/2" F or M	Navy Blue
PA 28-50 F or M	50'	1/2" F or M	Navy Blue

CUSTOM FITTINGS AVAILABLE

- FFSS** 304 Stainless Steel Female NPSM Swivel
- JIC** Carbon Steel Female JIC Swivel
- JICSS** 304 Stainless Steel Female JIC Swivel

- BSP** Carbon Steel (British Standard Pipe) FEMALE Swivel
- BSPSS** 304 Stainless Steel (British Standard Pipe) FEMALE Swivel

PA212



CONSTRUCTION

- Inner tube: Polyamide nylon
- Reinforcement: High tensile brass plated carbon steel
- Cover: Polyurethane







APPLICATION

- High pressure painting
- High pressure hydraulic
- High pressure solvent, paint, chemicals

PROPERTIES

- Excellent flexibility
- Extreme abrasion resistance cover
- Static free 100% electrically conductive
- Low diffusion rate and low flow resistance
- UV and Ozone resistant cover
- Suitable for all mineral based hydraulic oils
- Suitable for reusable couplings

TECHNICAL SPECIFICATIONS

PART NUMBER	 I.D.	 O.D.	 W.P.	 B.P.	 BR/r	Weight lb/ft	 Temp. Range
	inch	inch	psi	psi	inch		
PA212	3/4"	1.181	4,000	16,000	4.331	0.462	-40°F to 200°F

STOCK ASSEMBLIES			
Part No.	Length	Fittings	Color
PA 212-50 F or M	50'	3/4" F or M	Navy Blue

HD212



CONSTRUCTION

- Inner tube: Polyamide nylon
- Reinforcement: double braided 1 steel, 1 aramid
- Cover: Polyurethane







APPLICATION

- High pressure painting , solvent base and water borne
- High pressure hydraulic
- High pressure water jetting
- High pressure hot circulating paint (max. 175°F)

PROPERTIES

- Thermoplastic hose to work at high operating pressures
- Excellent resistance to paints, solvents and chemicals
- Static free 100% electrically conductive
- Low diffusion rate and low flow resistance
- UV and Ozone resistant cover
- Suitable for all mineral based hydraulic oils
- Suitable for reusable couplings

TECHNICAL SPECIFICATIONS

PART NUMBER	 I.D.	 O.D.	 W.P.	 B.P.	 BR/r	Weight lb/ft	 Temp. Range
	inch	inch	psi	psi	inch		
HD212	3/4"	1.181	6,500	26,000	4.331	0.510	-40°F to 200°F

STOCK ASSEMBLIES			
Part No.	Length	Fittings	Color
HD212-25 F or M	25'	1/2" F or M	Black
HD212-50 F or M	50'	1/2" F or M	Black

CUSTOM FITTINGS AVAILABLE

- FFSS** 304 Stainless Steel Female NPSM Swivel
- JIC** Carbon Steel Female JIC Swivel
- JICSS** 304 Stainless Steel Female JIC Swivel

- BSP** Carbon Steel (British Standard Pipe) FEMALE Swivel
- BSPSS** 304 Stainless Steel (British Standard Pipe) FEMALE Swivel

HD212B



CONSTRUCTION

- Inner tube: Polyamide nylon
- Reinforcement: double braided 1 steel, 1 aramid
- Cover: Polyurethane







APPLICATION

- High pressure painting , solvent base and water borne
- High pressure hydraulic
- High pressure water jetting
- High pressure hot circulating paint (max. 175°F)

PROPERTIES

- Thermoplastic hose to work at high operating pressures
- Excellent resistance to paints, solvents and chemicals
- Static free 100% electrically conductive
- Low diffusion rate and low flow resistance
- UV and Ozone resistant cover
- Suitable for all mineral based hydraulic oils
- Suitable for reusable couplings

TECHNICAL SPECIFICATIONS

PART NUMBER	 I.D	 O.D	 W.P	 B.P	 BR/r	Weight lb/ft	 Temp. Range
	inch	inch	psi	psi	inch		
HD212B	3/4"	1.181	7,500	30,000	4.331	0.510	-40°F to 200°F

STOCK ASSEMBLIES

Part No.	Length	Fittings	Color
HD212B-25 F or M	25'	1/2" F or M	Navy Blue
HD212B-50 F or M	50'	1/2" F or M	Navy Blue

KMW23 // TWIN LINE - Air Assisted airless paint spray hose



CONSTRUCTION:

KX23 - Exitflex Blue

- Inner tube: Polyamide nylon
- Reinforcement: Double braided Polyester Textile Fibre
- Cover: Polyurethane







M014 - Navy Blue

- Inner tube: Polyamide
- Cover: Durable Polyurethane

APPLICATION:

- Twin Hose Assembly welded together for Air Assisted Airless systems

TECHNICAL SPECIFICATIONS

PART NUMBER	 I.D	 O.D	 W.P	 B.P	 BR/r	Weight	 Temp. Range
	inch	inch	psi	psi	inch		
KX23	3/16"	0.402	3,500	14,000	1.575	0.063	-40°F to 200°F
M014	1/4"	0.402	110	440	0.591	0.040	-40°F to 200°F

STOCK ASSEMBLIES

Part No.	Length	Fittings	Color
KMW23-25	25'	1/4" FBE	Blue
KMW23-50	50'	1/4" FBE	Blue

Each assembly comes with two 1/4" reusable low pressure fittings for air hose (M014) assembled - Part # 76-341 (pg 51)

Polyhose[®]

DELIVERING SWISS TECHNOLOGY *EXTIFLEX* ⁺



PTFE/FEP
SERIES

TC12



CONSTRUCTION:

- Inner tube: FEP (fluorinated ethylene propylene)
- Reinforcement: High tensile brass plated carbon steel
- Cover: Polyurethane







APPLICATION:

- High Pressure fluid and gas transfer
- 2K & plural component foam
- Food and Acid transfer

PROPERTIES:

- Thermoplastic hose to work at high pressures
- Excellent resistance to solvents and chemicals
- Extremely low gas diffusion and moisture resistance
- Excellent flexibility
- Abrasion & ozone resistant cover
- Static free 100% electrically conductive
- Tight bend radius
- Low volumetric expansion
- Very low flow resistance
- Complies to ISO, DIN & SAE standard

TECHNICAL SPECIFICATIONS

PART NUMBER	 I.D.	 O.D.	 W.P.	 B.P.	 BR/r	Weight lb/ft	 Temp. Range
	inch	inch	psi	psi	inch		
TC12	1/8"	0.272	5,000	20,000	0.984	0.057	-40°F to 250°F

CUSTOM FITTINGS AVAILABLE

FFSS 304 Stainless Steel Female NPSM Swivel
JIC Carbon Steel Female JIC Swivel
JICSS 304 Stainless Steel Female JIC Swivel

BSP Carbon Steel (British Standard Pipe) FEMALE Swivel
BSPSS 304 Stainless Steel (British Standard Pipe) FEMALE Swivel

TC13



CONSTRUCTION:

- Inner tube: FEP (fluorinated ethylene propylene)
- Reinforcement: High tensile brass plated steel wire
- Cover: Polyurethane







APPLICATION:

- High Pressure fluid and gas transfer
- 2K & plural component foam
- Food and Acid transfer

PROPERTIES:

- Thermoplastic hose to work at high pressures
- Excellent resistance to solvents and chemicals
- Extremely low gas diffusion and moisture resistance
- Excellent flexibility
- Abrasion & ozone resistant cover
- Static free 100% electrically conductive
- Tight bend radius
- Low volumetric expansion
- Very low flow resistance
- Complies to ISO, DIN & SAE standard

TECHNICAL SPECIFICATIONS

PART NUMBER	 I.D	 O.D	 W.P	 B.P	 BR/r	Weight lb/ft	 Temp. Range
	inch	inch	psi	psi	inch		
TC13	3/16"	0.366	5,000	20,000	1.378	0.092	-40°F to 250°F

CUSTOM FITTINGS AVAILABLE

FFSS 304 Stainless Steel Female NPSM Swivel
JIC Carbon Steel Female JIC Swivel
JICSS 304 Stainless Steel Female JIC Swivel

BSP Carbon Steel (British Standard Pipe) FEMALE Swivel
BSPSS 304 Stainless Steel (British Standard Pipe) FEMALE Swivel

TC14



CONSTRUCTION:

- Inner tube: FEP (fluorinated ethylene propylene)
- Reinforcement: High tensile brass plated steel wire
- Cover: Polyurethane







APPLICATION:

- High Pressure fluid and gas transfer
- 2K & plural component foam
- Food and Acid transfer

PROPERTIES:

- Thermoplastic hose to work at high pressures
- Excellent resistance to solvents and chemicals
- Extremely low gas diffusion and moisture resistance
- Excellent flexibility
- Abrasion & ozone resistant cover
- Static free 100% electrically conductive
- Tight bend radius
- Low volumetric expansion
- Very low flow resistance
- Complies to ISO, DIN & SAE standards

TECHNICAL SPECIFICATIONS

PART NUMBER	 I.D	 O.D	 W.P	 B.P	 BR/r	Weight lb/ft	 Temp. Range
	inch	inch	psi	psi	inch		
TC14	1/4"	0.461	4,700	18,800	1.772	0.120	-40°F to 250°F

CUSTOM FITTINGS AVAILABLE

FFSS 304 Stainless Steel Female NPSM Swivel
JIC Carbon Steel Female JIC Swivel
JICSS 304 Stainless Steel Female JIC Swivel

BSP Carbon Steel (British Standard Pipe) FEMALE Swivel
BSPSS 304 Stainless Steel (British Standard Pipe) FEMALE Swivel

TC16



CONSTRUCTION:

- Inner tube: FEP (fluorinated ethylene propylene)
- Reinforcement: High tensile brass plated steel wire
- Cover: Polyurethane







APPLICATION:

- High Pressure fluid and gas transfer
- 2K & plural component foam
- Food and Acid transfer

PROPERTIES:

- Thermoplastic hose to work at high pressures
- Excellent resistance to solvents and chemicals
- Extremely low gas diffusion and moisture resistance
- Excellent flexibility
- Abrasion & ozone resistant cover
- Static free 100% electrically conductive
- Tight bend radius
- Low volumetric expansion
- Very low flow resistance
- Complies to ISO, DIN & SAE standards

TECHNICAL SPECIFICATIONS

PART NUMBER	 I.D	 O.D	 W.P	 B.P	 BR/r	Weight lb/ft	 Temp. Range
	inch	inch	psi	psi	inch		
TC16	3/8"	0.598	3,600	14,400	2.362	0.172	-40°F to 250°F

CUSTOM FITTINGS AVAILABLE

FFSS 304 Stainless Steel Female NPSM Swivel
JIC Carbon Steel Female JIC Swivel
JICSS 304 Stainless Steel Female JIC Swivel

BSP Carbon Steel (British Standard Pipe) FEMALE Swivel
BSPSS 304 Stainless Steel (British Standard Pipe) FEMALE Swivel

TC18



CONSTRUCTION:

- Inner tube: FEP (fluorinated ethylene propylene)
- Reinforcement: High tensile brass plated steel wire
- Cover: Polyurethane







APPLICATION:

- High Pressure fluid and gas transfer
- 2K & plural component foam
- Food and Acid transfer

PROPERTIES:

- Thermoplastic hose to work at high pressures
- Excellent resistance to solvents and chemicals
- Extremely low gas diffusion and moisture resistance
- Excellent flexibility
- Abrasion & ozone resistant cover
- Static free 100% electrically conductive
- Tight bend radius
- Low volumetric expansion
- Very low flow resistance
- Complies to ISO, DIN & SAE standards

TECHNICAL SPECIFICATIONS

PART NUMBER	 I.D	 O.D	 W.P	 B.P	 BR/r	Weight lb/ft	 Temp. Range
	inch	inch	psi	psi	inch		
TC18	1/2"	0.728	3,000	12,000	2.756	0.226	-40°F to 250°F

CUSTOM FITTINGS AVAILABLE

FFSS 304 Stainless Steel Female NPSM Swivel
JIC Carbon Steel Female JIC Swivel
JICSS 304 Stainless Steel Female JIC Swivel

BSP Carbon Steel (British Standard Pipe) FEMALE Swivel
BSPSS 304 Stainless Steel (British Standard Pipe) FEMALE Swivel

TC212



CONSTRUCTION:

- Inner tube: PTFE (Polytetrafluoroethylene)
- Reinforcement: High tensile brass plated steel wire
- Cover: Polyurethane







APPLICATION:

- High Pressure fluid and gas transfer
- 2K & plural component foam
- Food and Acid transfer

PROPERTIES:

- Thermoplastic hose to work at high pressures
- Excellent resistance to solvents and chemicals
- Extremely low gas diffusion and moisture resistance
- Excellent flexibility
- Abrasion & ozone resistant cover
- Static free 100% electrically conductive
- Tight bend radius
- Low volumetric expansion
- Very low flow resistance
- Complies to ISO, DIN & SAE standards

TECHNICAL SPECIFICATIONS

PART NUMBER	 I.D	 O.D	 W.P	 B.P	 BR/r	Weight lb/ft	 Temp. Range
	inch	inch	psi	psi	inch		
TC212	3/4"	1.181	6,500	26,000	4.331	0.310	-40°F to 210°F

STOCK ASSEMBLIES			
Part No.	Length	Fittings	Color
TC212-50FBE	50'	3/4" FBE	Black

CUSTOM FITTINGS AVAILABLE

- FFSS** 304 Stainless Steel Female NPSM Swivel
- JIC** Carbon Steel Female JIC Swivel
- JICSS** 304 Stainless Steel Female JIC Swivel

- BSP** Carbon Steel (British Standard Pipe) FEMALE Swivel
- BSPSS** 304 Stainless Steel (British Standard Pipe) FEMALE Swivel

THD24



CONSTRUCTION:

- Inner tube: PTFE (Polytetrafluoroethylene)
- Reinforcement: Two plies of Polyester textile fibre
- Cover: Polyurethane







APPLICATION:

- High pressure painting

PROPERTIES:

- Thermoplastic hose to work at high operating pressures
- Excellent resistance to paints, solvents and chemicals
- Excellent flexibility & non kinking
- Abrasion & ozone resistant cover
- Static free 100% electrically conductive
- Tight bend radius & very light-weight
- Low volumetric expansion

TECHNICAL SPECIFICATIONS

PART NUMBER	 I.D	 O.D	 W.P	 B.P	 BR/r	Weight lb/ft	 Temp. Range
	inch	inch	psi	psi	inch		
THD24	1/4"	0.535	9,750	39,000	1.969	0.161	-40°F to 250°F

CUSTOM FITTINGS AVAILABLE

FFSS 304 Stainless Steel Female NPSM Swivel
JIC Carbon Steel Female JIC Swivel
JICSS 304 Stainless Steel Female JIC Swivel

BSP Carbon Steel (British Standard Pipe) FEMALE Swivel
BSPSS 304 Stainless Steel (British Standard Pipe) FEMALE Swivel

THD26



CONSTRUCTION:

- Inner tube: PTFE (Polytetrafluoroethylene)
- Reinforcement:
 - High tensile aramid yarn
 - High tensile Brass Plated Carbon
 - Steel Wire
- Cover: Polyurethane







APPLICATION:

- High pressure painting or hydraulic
- High pressure hot circulating paint
- 2K & plural component foam
- Food and acid transfer

PROPERTIES:

- Thermoplastic hose to work at high operating pressures
- Excellent resistance to paints, solvents and chemicals
- Excellent flexibility & non kinking
- Abrasion & ozone resistant cover
- Superior electrostatic-grounding
- Tight bend radius & very light-weight
- Low volumetric expansion

TECHNICAL SPECIFICATIONS

PART NUMBER	 I.D.	 O.D.	 W.P.	 B.P.	 BR/r	Weight	 Temp. Range
	inch	inch	psi	psi	inch		
THD26	3/8"	0.689	8,100	32,400	2.756	0.256	-40°F to 250°F

CUSTOM FITTINGS AVAILABLE

FFSS 304 Stainless Steel Female NPSM Swivel
JIC Carbon Steel Female JIC Swivel
JICSS 304 Stainless Steel Female JIC Swivel

BSP Carbon Steel (British Standard Pipe) FEMALE Swivel
BSPSS 304 Stainless Steel (British Standard Pipe) FEMALE Swivel

THD28



CONSTRUCTION:

- Inner tube: PTFE (Polytetrafluoroethylene)
- Reinforcement:
 - High tensile aramid yarn
 - High tensile Brass Plated Carbon
 - Steel Wire
- Cover: Polyurethane







APPLICATION:

- High pressure painting or hydraulic
- High pressure hot circulating paint
- 2K & plural component foam
- Food and acid transfer

PROPERTIES:

- Thermoplastic hose to work at high operating pressures
- Excellent resistance to paints, solvents and chemicals
- Extremely low gas diffusion and moisture resistance
- Excellent flexibility
- Abrasion resistant cover
- Static free 100% electrically conductive
- Tight bend radius & very light-weight
- Low flow resistance
- UV and Ozone resistant cover
- Suitable for all mineral based hydraulic oils
- Complies to ISO, DIN & SAE standards

TECHNICAL SPECIFICATIONS

PART NUMBER	 I.D	 O.D	 W.P	 B.P	 BR/r	Weight lb/ft	 Temp. Range
	inch	inch	psi	psi	inch		
THD28	1/2"	0.866	7,250	29,000	3.150	0.342	-40°F to 250°F

CUSTOM FITTINGS AVAILABLE

FFSS 304 Stainless Steel Female NPSM Swivel
JIC Carbon Steel Female JIC Swivel
JICSS 304 Stainless Steel Female JIC Swivel

BSP Carbon Steel (British Standard Pipe) FEMALE Swivel
BSPSS 304 Stainless Steel (British Standard Pipe) FEMALE Swivel

THD212



CONSTRUCTION:

- Inner Tube: PTFE (Polytetrafluoroethylene)
- Reinforcement: One or more Braids of aramid fibre with single braid of steel wire
- Cover: Polyurethane, Black color







APPLICATION:

- Very high pressure Airless paint systems for 7,500 psi. Suitable for applications requiring chemical resistance to solvents and aggressive fluids.

PROPERTIES:

- Thermoplastic hose to work at high operating pressures
- Excellent resistance to paints, solvents and chemicals
- Excellent flexibility & non kinking
- Abrasion & ozone resistant cover
- Static free 100% electrically conductive
- Tight bend radius & very light-weight
- Low volumetric expansion

TECHNICAL SPECIFICATIONS

PART NUMBER	 I.D.	 O.D.	 W.P.	 B.P.	 BR/r	Weight	 Temp. Range
	inch	inch	psi	psi	inch		
THD212	3/4"	1.190	7,500	26,250	7.5	0.581	-40°F to 210°F

CUSTOM FITTINGS AVAILABLE

FFSS 304 Stainless Steel Female NPSM Swivel
JIC Carbon Steel Female JIC Swivel
JICSS 304 Stainless Steel Female JIC Swivel

BSP Carbon Steel (British Standard Pipe) FEMALE Swivel
BSPSS 304 Stainless Steel (British Standard Pipe) FEMALE Swivel

PH179 - R14



CONSTRUCTION:

- Inner tube: PTFE (Polytetrafluoroethylene)
- Reinforcement:
 - Single or double 304/316 Stainless Steel wire







APPLICATION:

- High pressure painting or hydraulic
- High pressure hot circulating paint
- 2K & plural component foam
- Food and acid transfer

PROPERTIES:

- Excellent resistance to paints, solvents and chemicals
- Extremely low gas diffusion and moisture resistance
- Excellent flexibility
- Tight bend radius & light-weight
- Low flow resistance
- UV and Ozone resistant
- Suitable for all mineral based hydraulic oils
- Complies to ISO, DIN & SAE standards

TECHNICAL SPECIFICATIONS

PART NUMBER	 I.D.	 O.D.	 W.P.	 B.P.	 BR/r	 Temp. Range
	inch	inch	psi	psi	inch	
PH179-3	1/8	0.252	3,260	13,040	1.6	-65°F to +500°F
PH179-4	3/16	0.300	3,000	12,000	2.0	-65°F to +500°F
PH179-5	1/4	0.380	3,000	12,000	3.0	-65°F to +500°F
PH179-6	5/16	0.440	2,500	10,000	4.0	-65°F to +500°F
PH179-7	3/8	0.495	2,400	9,600	5.0	-65°F to +500°F
PH179-8	13/32	0.543	2,000	8,000	5.3	-65°F to +500°F
PH179-10	1/2	0.650	1,750	7,000	6.5	-65°F to +500°F
PH179-12	5/8	0.780	1,270	5,080	8.0	-65°F to +500°F
PH179-14	3/4	0.900	1,100	4,400	9.1	-65°F to +500°F
PH179-16	7/8	1.030	900	3,600	9.1	-65°F to +500°F
PH179-18	1	1.160	900	3,600	11.8	-65°F to +500°F
PH179-20	1.1/8	1.300	630	2,520	16.1	-65°F to +500°F

CUSTOM FITTINGS AVAILABLE

FFSS 304 Stainless Steel Female NPSM Swivel
JIC Carbon Steel Female JIC Swivel
JICSS 304 Stainless Steel Female JIC Swivel

BSP Carbon Steel (British Standard Pipe) FEMALE Swivel
BSPSS 304 Stainless Steel (British Standard Pipe) FEMALE Swivel

PH370



CONSTRUCTION:

- Inner tube: helically convoluted sintered PTFE (Polytetrafluoroethylene)
- Reinforcement:
 - Single braid of 304/316 series of stainless wire







APPLICATION:

- Automotive
- Chemical
- Pharmaceutical and food processing
- Plastic and rubber moulding machines
- For some applications the tube can also be made conductive to dissipate electro-static charges.

PROPERTIES:

- Excellent resistance to paints, solvents and chemicals
- Extremely low gas diffusion and moisture resistance
- Excellent flexibility
- Tight bend radius & light-weight
- Low flow resistance
- UV and Ozone resistant
- Suitable for all mineral based hydraulic oils
- Complies to ISO, DIN & SAE standards

TECHNICAL SPECIFICATIONS

PART NUMBER	 I.D.	 O.D.	 W.P.	 B.P.	 BR/r	 Temp. Range
	inch	inch	psi	psi	inch	
PH370-04	1/4	0.410	2,500	10,000	0.8	-65°F to +500°F
PH370-05	5/16	0.490	2,300	9,200	0.8	-65°F to +500°F
PH370-06	3/8	0.540	1,740	6,960	0.8	-65°F to +500°F
PH370-08	1/2	0.725	1,595	6,380	1.0	-65°F to +500°F
PH370-10	5/8	0.827	1,450	5,800	2.0	-65°F to +500°F
PH370-12	3/4	1.020	1,160	4,640	2.6	-65°F to +500°F
PH370-14	7/8	1.170	870	3,480	3.1	-65°F to +500°F
PH370-16	1	1.331	665	3,200	3.6	-65°F to +500°F
PH370-20	1.1/4	1.680	510	2,660	4.4	-65°F to +500°F
PH370-24	1.1/2	1.890	365	2,040	6.0	-65°F to +500°F
PH370-32	2	2.420	365	1,460	8.0	-65°F to +500°F
PH370-40	2.1/2	3.346	254	1,016	8.0	-65°F to +500°F
PH370-48	3	3.504	236	944	8.0	-65°F to +500°F

CUSTOM FITTINGS AVAILABLE

FFSS 304 Stainless Steel Female NPSM Swivel
JIC Carbon Steel Female JIC Swivel
JICSS 304 Stainless Steel Female JIC Swivel

BSP Carbon Steel (British Standard Pipe) FEMALE Swivel
BSPSS 304 Stainless Steel (British Standard Pipe) FEMALE Swivel

PTFE TUBING







APPLICATION:

- Automotive
- Chemical
- Electrical
- Medical
- Paint Spray

PTFE (Polytetrafluoroethylene) tubing is a natural color and has excellent characteristics both in high and low temperature. Excellent chemical resistance, non-contamination properties, low coefficient of friction and resists deterioration. Therefore, this tubing is used generally in applications where all or one of the above properties is the main criteria.

TECHNICAL SPECIFICATIONS

PART NUMBER	 I.D.	 O.D.	 W.P.	 Temp. Range
	mm	mm	psi	
EF PFTE 6/4	4	6	218	-55°F to 500°F
EF PFTE 8/6	6	8	145	-55°F to 500°F
EF PFTE 10/8	8	10	109	-55°F to 500°F

For special sizes and lengths please enquire at sales desk (732) 512-9141 or mail Phus.sales@polyhose.com

Price per foot (based on 25ft) is one continuous length.

Price per foot (based on 250ft) comes in randomized lengths. Subject to a 15% +/- variance in length.



Part Number	Description
76-031	1/4" NPSM Female for 6x4mm Tubing
76-068	3/8" NPSM Female for 6x4mm Tubing
76-141	1/4" NPSM Female for 8x6mm Tubing
76-178	3/8" NPSM Female for 8x6mm Tubing
76-288	3/8" NPSM Female for 10x8mm Tubing







EX SERIES



CONSTRUCTION:

- Inner tube: Unplasticised Elastomer
- Reinforcement: Single H.T. Carbon Steel
- Cover: Polyurethane

TECHNICAL SPECIFICATIONS

PART NUMBER	 I.D.	 O.D.	 W.P.	 B.P.	 BR/r	 Temp. Range
	inch	inch	psi	psi	inch	
EX12	1/8"	0.271	5,000 PSI	20,000 PSI	0.984	-40°F to 208°F
EX13	3/16"	0.366	5,000 PSI	20,000 PSI	1.377	-40°F to 208°F
EX14	1/4"	0.460	4,700 PSI	18,850 PSI	1.771	-40°F to 208°F
EX15		0.547			1.968	-40°F to 208°F
EX16	3/8"	0.602	3,600 PSI	14,400 PSI	2.362	-40°F to 208°F
EX18	1/2"	0.728	3,000 PSI	12,000 PSI	2.755	-40°F to 208°F

Low Pressure Fluid & Air Hose – Single and Twin



Part Number	Application	W.P psi	Feet/Reel
MO Series	Co-extruded construction of polyamide inner core and durable polyurethane outer cover.		
MO 14	Air Hose 1/4" Red	110	500
MO 16	Air Hose 3/8" Black	70	250
MAW Series	Fluid hose welded together for ease of handling and use. Color coded for easy identification, red and black.		
MAW 14	Twin Fluid 1/4"	110	250
LPV Series	Solvent resistant inner tube of polyamide and a durable, non-marking polyurethane cover.		
LPV 14	Fluid Hose 1/4" Black	290	500
LPV 16	Fluid Hose 3/8" Black	220	250

EXITFLEX also offers series LM (transparent fluid), LMC or LPC (conductive), LFT (teflon core).

Reusable Low Pressure Hose Fittings



Part Number	For use with	Size
76-341	1/4" MO, MA	1/4" Female
76-358	1/4" MO, MA	3/8" Female
76-441	1/4" LPV	1/4" Female
76-458	1/4" LPV	3/8" Female
76-688	3/8" LPV	3/8" Female
76-691	3/8" LPV	1/4" Female
76-888	3/8" MO	3/8" Female
76-891	3/8" MO	1/4" Female

Spring Guards



Easy-fit and lock-in spring guards.

Part Number	For use with
34-050	M014, MAW14
34-060	LPV14
34-070	LPV16, M016

Polyhose[®]

DELIVERING SWISS TECHNOLOGY **EXTIFLEX** ⁺

The image features two industrial hoses with metal fittings, likely made of brass or steel, set against a dark, gradient background. The hoses are positioned diagonally, with one in the foreground and another slightly behind it. The fittings are hexagonal and have a threaded end. The hoses themselves appear to be made of a dark, possibly braided material.

THE DEPTH CHARGE JET DRAIN CLEANING SYSTEM

The system is designed to effectively clean drain pipes with sizes in excess of 1 ¼" regardless of pipe routing or configuration. The hose comes equipped with either a high-speed rotating nozzle or with a non-rotating static nozzle.

Hoses can be ordered in any size length and with a variety of nozzle types and fittings.

DP13



CONSTRUCTION:

- Inner tube: Polyester / Elastomer
- High tensile brass plated carbon steel wire
- Cover: Polyurethane







PROPERTIES:

- Excellent flexibility
- High abrasion resistance
- Light-weight
- UV and Ozone resistant
- Non-kinking

APPLICATION:

- High pressure cleaning and water-jetting
- Drain cleaning

TECHNICAL SPECIFICATIONS

PART NUMBER	 I.D.	 O.D.	 W.P.	 B.P.	 BR/r	Weight	 Temp. Range
	inch	inch	psi	psi	inch		
DP13	3/16"	0.362	4,000	16,000	1.378	0.063	-40°F to 175°F

STOCK ASSEMBLIES

Part No.	Length	Color
DP13-50	50'	Bronze
DP13-75	75'	Bronze
DP13-100	100'	Bronze

FITTINGS

1/4" MNPT on one end and specially designed compact 1/8" BSP M on the other.

DRAIN CLEANING NOZZLES

Part No.	Description
63-310	Static Nozzle 3x1mm (B)
63-317	Static Nozzle 3x1mm (B) + 1x0.7 (F)
63-410	Rotating Nozzle 2x1mm & 2x1.2mm (B)

B = Backward & F = Forward

DP14



CONSTRUCTION:

- Inner tube: Polyester / Elastomer
- High tensile brass plated carbon steel wire
- Cover: Polyurethane







PROPERTIES:

- Excellent flexibility
- High abrasion resistance cover
- Light-weight
- UV and Ozone resistant cover
- Non-kinking

APPLICATION:

- High pressure cleaning and water-jetting
- Drain cleaning

TECHNICAL SPECIFICATIONS

PART NUMBER	 I.D	 O.D	 W.P	 B.P	 BR/r	Weight	 Temp. Range
	inch	inch	psi	psi	inch		
DP14	1/4"	0.460	4,400	16,000	3.00	0.120	-40°F to 210°F

FITTINGS

1/4" MNPT on one end and specially designed compact 1/8" BSP M on the other.



Polyhose[®]

DELIVERING SWISS TECHNOLOGY *EXTIFLEX* ⁺

COUPLINGS & ADAPTORS

Male–Male



Part Number	Description
74-011	1/4" NPT (M) x 1/4" NPT (M)
74-011SS	1/4" NPT (M) x 1/4" NPT (M) stainless
74-012	1/4" NPT (M) x 3/8" NPT (M)
74-012SS	1/4" NPT (M) x 3/8" NPT (M) stainless
74-013	3/8" NPT (M) x 3/8" NPT (M)
74-013SS	3/8" NPT (M) x 3/8" NPT (M) stainless
74-014	3/8" NPT (M) x 1/2" NPT (M)
74-015	1/2" NPT (M) x 1/2" NPT (M)
74-016	3/4" NPT (M) x 3/4" NPT (M)
74-021	JIC 1/2 x 20 (M) x JIC 1/2 x 20 (M)
74-022	JIC 1/2 x 20 (M) x JIC 3/4 x 16 (M)
74-023	JIC 3/4 x 16 (M) x JIC 3/4 x 16 (M)

Male–Female



Part Number	Description
74-032	1/4" NPS (M) x 1/4" NPSM (F)
74-033	3/8" NPS (M) x 1/4" NPSM (F)
74-034	3/8" NPS (M) x 3/8" NPSM (F)
74-036	3/8" NPT (M) x 1/4" NPSM (F)
74-037	3/8" NPT (M) x 1/2" NPSM (F)
74-038	1/2" NPT (M) x 1/2" NPSM (F)
74-039	1/4" NPT (M) x 1/4" NPSM (F)
74-040	1/4" NPS (M) x 3/8" NPSM (F)
74-041	1/4" NPT (M) x JIC 1/2 x 20 (F)
74-042	3/8" NPT (M) x JIC 3/4 x 16 (F)
74-047	3/8" NPT (M) x 3/8" NPSM (F)
74-090	1/2" NPT (M) x 3/4" NPSM (F)
74-091	3/4" NPT (M) x 1/2" NPSM (F)

Female—Female



Part Number	Description
74-161	1/4" NPSM (F) x 1/4" NPSM (F)
74-162	1/4" NPSM (F) x 3/8" NPSM (F)
74-163	3/8" NPSM (F) x 3/8" NPSM (F)

Plugs



Part Number	Description
74-311	1/4" NPT (M)
74-313	3/8" NPT (M)

Polyhose®

DELIVERING SWISS TECHNOLOGY *EXTIFLEX* +



SWIVELS, Y-BLOCKS & FILTERS

Gun & Hose Swivels



Part Number	Description
70-220	1/4" NPS (M) x 1/4" NPSM (F)
79-201/30	1/4" NPS (M) x 1/4" NPS M (F) SS
70-225*	1/4" NPS (M) x 1/4" NPT (M)
70-520*	3/8" NPS (M) x 1/4" NPSM (F)
70-550*	3/8" NPS (M) x 3/8" NPSM (F)

*Made to Order only

Gun Swivels with Inline Filter



Part Number	Description
71-220	1/4" NPS (M) x 1/4" NPSM (F)
71-250	1/4" NPS (M) x 3/8" NPSM (F)

High Pressure Y-Block



Part Number	Description
74-822	1/4" (M) x 1/4" (F)

Low Pressure Y-Block



Part Number	Description
74-722*	1/4" (M) x 1/4" (F) with restrictor
74-752*	1/4" (M) x 3/8" (F) with restrictor
74-755*	3/8" (M) x 3/8" (F) with restrictor
74-922*	1/4" (M) x 1/4" (F)
74-952*	1/4" (M) x 3/8" (F)
74-955*	3/8" (M) x 3/8" (F)

*Made to Order only

Micro Gun Swivels



Part Number	Description
79-001	1/4" NPS (M) x 1/4" NPSM (F)

8,000 PSI
550 BAR
4:1 Safety Factor
Fully Stainless Steel Construction
Air and Water Solvent or Water Based Paint/Lacquer Mastic
High and Low Pressure Operation

Creates a lightweight, compact and maneuverable connection for the transfer of air and liquid materials at either low or high pressures. With an operating pressure from 1 psi to 8,000 psi. Suitable for use with solvent and water based paints, mastics and adhesives, lacquers and varnishes, inks, air, water, steam, beverages, fuels and hydraulic oils.

Turns very easily even under extremely high pressures.

Z- Swivel



Part Number	Description
79-101	1/4" NPS (M) x 1/4" NPSM (F)

8,000 PSI
550 BAR
4:1 Safety Factor
Fully Stainless Steel Construction
Air and Water Solvent or Water Based Paint/Lacquer Mastic
High and Low Pressure Operation

Lightweight, compact and extremely maneuverable connection which allows complete 360° movement on 3 axes. With an operating pressure from 1 psi to 8,000 psi.

Turns very easily even under extremely high pressures.



- 100% conductive and ATEX compliant
- NPS, BSP, and other thread forms available

Disc Filters



Manufactured using 304 stainless steel

Part Number	Description
36-020	30 Mesh
36-009	60 Mesh
36-005	100 Mesh
36-003	200 Mesh

Gun Handle Filters



Color coded, four mesh sizes available

Part Number	Description
36-030	30 M Green
36-060	60 M White
36-100	100 M Yellow
36-200	200 M Red

Suction Filter Assembly



Reinforced polyamide

Uses the Manifold Filter series 36-XXX

Part Number	Cap Color	Connection
36-450*	Green	1" NPSM (F)
36-452*	Orange	3/4" NPSM (F)
36-453*	Black	1/2" NPSM (F)

*Made to Order only

Manifold Filters



Manufactured using 304 stainless steel.

Compatible to Graco 167-XXX. Other mesh sizes available.

Part Number	Description
36-403	30 Mesh
36-406	60 Mesh
36-410	100 Mesh
36-420	200 Mesh

High Pressure Manifold Filter Housing



Aluminum High Pressure Manifold Filter Housing.

Uses the Manifold Filter series 36-XXX. MWP 5800 PSI.

Part Number	Description
36-400/12	3/8" NPSM (F) x 1/4" NPT (M)

Inline Filter Housing Assemblies



Uses the disc filters. MWP 7500 PSI.

Part Number	Description
72-220*	1/4" NPS (M) x 1/4" NPSM (F)
72-250*	1/4" NPS (M) x 3/8" NPSM (F)
72-520*	3/8" NPS (M) x 1/4" NPSM (F)
72-550*	3/8" NPS (M) x 3/8" NPSM (F)

*Made to order only

Tip Sieves



Compatible to Kremlin 129-609-XXX.

Part Number	Description
36-1050	50 Mesh Tip Filter
36-1051	100 Mesh Tip Filter
36-1052	200 Mesh Tip Filter

High Pressure Screen-Filters



Four mesh sizes available. Compatible to Kremlin 000-161-XXX.

Part Number	Description
36-712	55 Mesh
36-709	60 Mesh
36-706	85 Mesh
36-704	140 Mesh

Nylon Suction Filter



150 Mesh Nylon Size 0 29mm.

Part Number	Description
36-029/07	150 Mesh

Gravity Filter



150 Mesh Nylon Gravity Filter Size 0 11.5mm.

Part Number	Description
36-029/11	150 Mesh

Micro Tip Filter



The micro tip filter fits behind most AAA tip designs, serving as both filter and pre-orifice. 100 mesh filter.

Part Number	Description
36-610	Pack of ten filters

Polyhose[®]

DELIVERING SWISS TECHNOLOGY *EXTIFLEX* ⁺



SPRAY TIPS

Polyhose[®]

DELIVERING SWISS TECHNOLOGY *EXTIFLEX*⁺



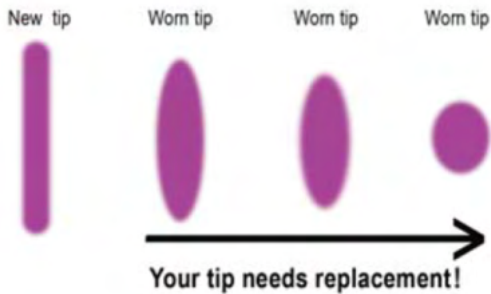
REVERSIBLE AIRLESS SPRAY TIPS



All Exitflex reversible tips integrate high quality tungsten carbide inserts, which provide maximum erosion resistance for high-pressure spraying. Despite their extreme hardness, tungsten carbide tips do wear. Replace them before it costs a great deal of money in labor and material! All tips are laser-marked. Customised marking may be applied on demand.

Spray angles and pattern widths quoted are as manufactured and tested on water. Spray widths can vary and depend on upon viscosity, solids content and pressure employed. To determine a new flow rate (Q2) at a new working pressure (P2), use the following formula, knowing that P1 = 1450 PSI

$$Q2 = Q1 \times \sqrt{\frac{P2}{P1}}$$



The following equivalent orifice size ranges are suggested for the material listed:

Stains & lacquers	0.006in to 0.013in
Oil based paints	0.013in to 0.015in
Latex emulsions	0.017in to 0.021in
Heavy paints, latex	0.023in to 0.029in
Block fillers, epoxies	0.029in to 0.061in

Remember – Lower viscosity materials such as lacquers means smaller orifice sizes and heavier viscosity coatings such as oil-based paints means larger orifice sizes.

	Designation	MWP	Compatibility with other manufacturers' guards	Production tip Part ref. n°	Low-pressure / Fine Finish Part ref. n°	Twin Tip Part ref. n°	Line Marking Part ref. n°
	SPEEDY 5 Unique Yet Compatible Design	7,500 PSI	Together with Exitflex seal except Graco® RACX	88-591	88-592	88-593	88-590
	SPEEDY 6 Unique Yet Compatible Design	5,000 PSI	Together with Exitflex seal except Graco® RACX. Works with Twinfit™	88-691	88-692	88-693	88-690
	SPEEDY 7 Unique Yet Compatible Design	7,700 PSI	Together with Exitflex seal, ONLY works on Graco RACX guards and Twinfit™	88-791	88-792	88-793	88-790



Self-cleaning airless spray tip. MWP 7,500 PSI.

Part Number	Description
88-590	Line marking tip cylinder
88-591	Standard tip cylinder
88-592	Fine finish tip cylinder
88-593	Twin Tip

Other tip sizes available upon request.

ORDERING EXAMPLE

A customer requests a Speedy 5 Line Marking tip (88-590) with a flow rate of 0.25 US GPM at 1450 PSI and a spray pattern of 16 to 18 inches at 12" distance. The spray tip program table gives us the following tip size:

- 1 - For a pattern width of 8 to 10 inches, the angle is 40° (coded "4")
- 2 - Equivalent orifice size 0.016 inch (coded "16")
- 3 - The complete reference part number is therefore **88-590-416**



Speedy 5 Premium
Standard



Speedy 5 Ecoline /
Super Finish



Speedy 5 Line Marking



Speedy 5 Twin Tip

Tip Sizes 88-591

Angles in degrees and pattern width in inches at 12"(30 cm) from surface. Flow rates - water at a pressure of 1450 PSI.

Inch	mm	10° 2/3 in	20° 4/6 in	30° 6/8 in	40° 8/10 in	50° 10/12 in	60° 12/14 in	70° 14/16 in	80° 16/18 in	90° 18/20 in	US GPM
0.007	0.18	107	207	307	407	507					0.04
0.008	0.20	108	208	308	408	508					0.06
0.009	0.23	109	209	309	409	509	609				0.07
0.010	0.25	110	210	310	410	510	610	710			0.09
0.011	0.28	111	211	311	411	511	611	711	811	911	0.10
0.012	0.30	112	212	312	412	512	612	712	812	912	0.13
0.013	0.33	113	213	313	413	513	613	713	813	913	0.15
0.014	0.35	114	214	314	414	514	614	714	814	914	0.18
0.015	0.38	115	215	315	415	515	615	715	815	915	0.19
0.016	0.40	116	216	316	416	516	616	716	816	916	0.24
0.017	0.43	117	217	317	417	517	617	717	817	917	0.26
0.018	0.45	118	218	318	418	518	618	718	818	918	0.29
0.019	0.48	119	219	319	419	519	619	719	819	919	0.34
0.020	0.50	120	220	320	420	520	620	720	820	920	0.37
0.021	0.53	121	221	321	421	521	621	721	821	921	0.40
0.022	0.55	122	222	322	422	522	622	722	822	922	0.45
0.023	0.58			323	423	523	623	723	823	923	0.48
0.024	0.60			324	424	524	624	724	824	924	0.54
0.025	0.63			325	425	525	625	725	825	925	0.56
0.027	0.68			327	427	527	627	727	827	927	0.66
0.029	0.73			329	429	529	629	729	829	929	0.78
0.031	0.78			331	431	531	631	731	831	931	0.90
0.033	0.84			333	433	533	633	733	833	933	1.00
0.035	0.89			335	435	535	635	735	835	935	1.14
0.037	0.94			337	437	537	637	737	837	937	1.34
0.039	0.99			339	439	539	639	739	839	939	1.45
0.041	1.04			341	441	541	641	741	841	941	1.62
0.043	1.09			343	443	543	643	743	843	943	1.79
0.045	1.14			345	445	545	645	745	845	945	1.95
0.047	1.19			347	447	547	647	747	847	947	2.09
0.049	1.24			349	449	549	649	749	849	949	2.25
0.051	1.03			351	451	551	651	751	851	951	2.40
0.053	1.35			353	453	553	653	753	853	953	2.60
0.055	1.40			355	455	555	655	755	855		2.90
0.057	1.45			357	457	557	657	757	857		3.10
0.059	1.50			359	459	559	659	759	859		3.30
0.061	1.55				461	561	661	761	861		3.60

Other tip sizes available upon request.

Tip Sizes 88-592

Angles in degrees and pattern width in inches at 12"(30 cm) from surface. Flow rates - water at a pressure of 1450 PSI.

Inch	mm	10° 2/3 in	20° 4/6 in	30° 6/8 in	40° 8/10 in	50° 10/12 in	60° 12/14 in	70° 14/16 in	80° 16/18 in	90° 18/20 in	US GPM
0.006	0.15	106	206	306	406						0.04
0.007	0.18	107	207	307	407	507					0.05
0.008	0.20	108	208	308	408	508	608				0.06
0.009	0.23	109	209	309	409	509	609				0.06
0.010	0.25	110	210	310	410	510	610	710	810		0.09
0.011	0.28	111	211	311	411	511	611	711	811	911	0.10
0.012	0.30	112	212	312	412	512	612	712	812	912	0.13
0.013	0.33		213	313	413	513	613	713	813	913	0.15
0.014	0.35		214	314	414	514	614	714	814	914	0.18
0.015	0.38		215	315	415	515	615	715	815	915	0.19
0.016	0.40		216	316	416	516	616	716	816	916	0.24
0.017	0.43		217	317	417	517	617	717	817	917	0.26
0.018	0.45		218	318	418	518	618	718	818	918	0.29
0.019	0.48		219	319	419	519	619	719	819	919	0.34
0.020	0.50		220	320	420	520	620	720	820	920	0.37
0.021	0.53		221	321	421	521	621	721	821	921	0.40
0.022	0.55		222	322	422	522	622	722	822	922	0.45
0.023	0.58		223	323	423	523	623	723	823	923	0.48
0.024	0.60		224	324	424	524	624	724	824	924	0.54
0.025	0.64			325	425	525	625	725	825	925	0.56
0.026	0.66			326	426	526	626	726	826	926	0.65
0.027	0.69			327	427	527	627	727	827	927	0.66
0.028	0.71			328	428	528	628	728	828	928	0.75
0.029	0.74			329	429	529	629	729	829	929	0.78
0.030	0.76			330	430	530	630	730	730	930	0.87
0.031	0.79			331	431	531	631	731	831	931	0.90
0.032	0.81			332	432	532	632	732	832	932	0.99
0.033	0.84			333	433	533	633	733			1.00
0.034	0.86			334	434	534	634	734			1.09

Other tip sizes available upon request.

Tip Sizes 88-590

Angles in degrees and pattern width in inches at 12"(30 cm) from surface. Flow rates - water at a pressure of 1450 PSI.

Inch	mm	10° 2/3 in	20° 4/6 in	30° 6/8 in	40° 8/10 in	50° 10/12 in	60° 12/14 in	70° 14/16 in	80° 16/18 in	90° 18/20 in	US GPM
0.011	0.28		211	311	411						0.10
0.012	0.30		212	312	412						0.13
0.013	0.33		213	313	413	513					0.15
0.014	0.35		214	314	414	514					0.18
0.015	0.38		215	315	415	515	615				0.19
0.016	0.40		216	316	416	516	616				0.24
0.017	0.43		217	317	417	517	617	717			0.26
0.018	0.45		218	318	418	518	618	718			0.29
0.019	0.48		219	319	419	519	619	719	819		0.34
0.020	0.50		220	320	420	520	620	720	820		0.37
0.021	0.53		221	321	421	521	621	721	821		0.40
0.022	0.55		222	322	422	522	622	722	822	922	0.45
0.023	0.58		223	323	423	523	623	723	823	923	0.48
0.024	0.60		224	324	424	524	624	724	824	924	0.54
0.025	0.63		225	325	425	525	625	725	825	925	0.56
0.027	0.68		227	327	427	527	627	727	827	927	0.66
0.029	0.73		229	329	429	529	629	729	829	929	0.78
0.031	0.78		231	331	431	531	631	731	831	931	0.90
0.033	0.84		233	333	433	533	633	733	833	933	1.00
0.035	0.89		235	335	435	535	635	735	835	935	1.14
0.037	0.94			337	437	537	637	737	837	937	1.34
0.039	0.99			339	439	539	639	739	839	939	1.45
0.041	1.04			341	441	541	641	741	841	941	1.62
0.043	1.09			343	443	543	643	743	843	943	1.79
0.045	1.14			345	445	545	645	745	845		1.95
0.047	1.19			347	447	547	647	747	847		2.09
0.049	1.24			349	449	549	649	749			2.25
0.051	1.03			351	451	551	651	751			2.40
0.053	1.35			353	453	553	653	753			2.60
0.055	1.40			355	455	555	655	755			2.90

Other tip sizes available upon request.

Tip Sizes 88-593

Flow rates - water at a pressure of 1450 PSI.

Inch	mm	20° 4/6 in	40° 6/8 in		50° 10/12 in		60° 12/14 in	US GPM
Select the Second Angle								
0.012	0.30	212	412	OR	512	OR	612	0.13
0.013	0.33	213	413	OR	513	OR	613	0.15
0.014	0.35	214	414	OR	514	OR	614	0.18
0.015	0.38	215	415	OR	515	OR	615	0.19
0.016	0.40	216	416	OR	516	OR	616	0.24
0.017	0.43	217	417	OR	517	OR	617	0.26
0.018	0.45	218	418	OR	518	OR	618	0.29
0.019	0.48	219	419	OR	519	OR	619	0.34
0.020	0.50	220	420	OR	520	OR	620	0.37
0.021	0.53	221	421	OR	521	OR	621	0.40
0.022	0.55	222	422	OR	522	OR	622	0.45

Other tip sizes available upon request.

X All tips are delivered with a first angle of 20°

X All tips are delivered with a second angle of 50°

X All tips are delivered with a second angle of 40°

X All tips are delivered with a second angle of 60°

Description	Thread*	MWP PSI	Part ref. number	Compatible with reversible tips			
				88-590	88-591	88-592	88-593
Standard Black	7/8"	5,000	88-559	88-590	88-591	88-592	88-593
Standard Black	11/16"	5,000	88-560	88-590	88-591	88-592	88-593
High pressure, purple, easy clean	7/8"	7,500	88-552	88-590	88-591	88-592	88-593
High pressure, purple, easy clean	11/16"	7,500	88-557	88-590	88-591	88-592	88-593

Other tip sizes available upon request.



Speedy 5 - Standard - 5,000PSI



Speedy 5 - Easy Clean



11/16"

7/8"

Speedy 5

Self-cleaning airless spray tip. MWP 5,000 PSI.

Part Number	Description
88-690	Line marking tip cylinder
88-691	Standard tip cylinder
88-692	Fine finish tip cylinder
88-693	Twin Tip

Other tip sizes available upon request.



ERGONOMICALLY DESIGNED

- Perfect-grip handle—even with gloves
- In-handle seal for optimal comfort
- Fits into all major tip guards

INTEGRATED SEAL + FITTING TOOL

- Built-in tool enables perfect positioning of the seal
- O-ring mount keeps seal securely in place

● PRODUCTION TIPS

Orifice size: 0.007” – 0.061”

Angle: 10° – 90°

- + 284 different tip sizes
- + Ideal for large jobs—residential and commercial

● TWINTIPS

Orifice size: 0.012” – 0.022”

Angle: 20°, 40°, 50°, 60°

- + Two angles in one tip

COMPATIBILITY

- Compatible with NEW Exitflex® TwinFit™ guard
- Compatible with Graco® RAC® 5

● LINE STRIPER TIPS (LM TIP)

Orifice size: 0.012” – 0.053”

Angle: 20° – 90°

- + 189 different tip sizes
- + Perfectly adapted to thick and thin materials
- + Designed to line parking lots, roads, crosswalks, runways, and more
- + Sharp edges for perfect lines, with no fuzzy edges or thin spots
- + Suitable for heavy and thin paints

● LOW PRESSURE & FINE FINISH TIPS (ECOLINE)

Orifice size: 0.006” – 0.034 “

Angle: 10° – 90°

- + 207 different tip sizes
- + Adaptable to all materials and applications
- + Feathered edges, no tails
- + Great finish with reduced spraying pressure
- + Less overspray, with easiest pattern overlap

ORDERING EXAMPLE

A customer requests a Speedy 6 Line Marking tip (88-690) with a flow rate of 0.25 US GPM at 1450 PSI and a spray pattern of 16 to 18 inches at 12” distance. The spray tip program table gives us the following tip size:

- 1 - For a pattern width of 8 to 10 inches, the angle is 40° (coded “4”)
- 2 - Equivalent orifice size 0.016 inch (coded “16”)
- 3 - The complete reference part number is therefore **88-690-416**

FAN WIDTH												
IN	2-4	4-6	6-8	8-10	10-12	12-14	14-16	16-18	18-20	0.24	FLOW RATE (gpm)*	FLOW RATE (lpm)*
MM	51-102	102-152	152-203	203-254	254-305	305-356	356-406	406-457	457-508	609	0	0
0.006	0	0	0	0	0	0	0	0	0	0	0	0
0.007	107	207	307	407	507	0	0	0	0	0	0.05	0.18
0.008	108	208	308	408	508	0	0	0	0	0	0.06	0.22
0.009	109	209	309	409	509	609	0	0	0	0	0.07	0.25
0.010	110	210	310	410	510	610	710	0	0	0	0.09	0.33
0.011	111	211	311	411	511	611	711	811	911	0	0.10	0.37
0.012	112	212	312	412	512	612	712	812	912	0	0.13	0.47
0.013	113	213	313	413	513	613	713	813	913	0	0.15	0.57
0.014	114	214	314	414	514	614	714	814	914	0	0.18	0.65
0.015	115	215	315	415	515	615	715	815	915	0	0.19	0.72
0.016	116	216	316	416	516	616	716	816	916	0	0.24	0.91
0.017	117	217	317	417	517	617	717	817	917	0	0.26	0.98
0.018	118	218	318	418	518	618	718	818	918	0	0.29	1.10
0.019	119	219	319	419	519	619	719	819	919	0	0.34	1.30
0.020	120	220	320	420	520	620	720	820	920	1220	0.37	1.40
0.021	121	221	321	421	521	621	721	821	921	1221	0.40	1.52
0.022	122	222	322	422	522	622	722	822	922	1222	0.45	1.65
0.023	0	223	323	423	523	623	723	823	923	1223	0.48	1.83
0.024	0	224	324	424	524	624	724	824	924	1224	0.54	1.95
0.025	0	225	325	425	525	625	725	825	925	1225	0.56	2.13
0.027	0	227	327	427	527	627	727	827	927	1227	0.66	2.50
0.029	0	229	329	429	529	629	729	829	929	1229	0.78	2.95
0.031	0	231	331	431	531	631	731	831	931	1231	0.90	3.42
0.033	0	233	333	434	534	634	734	834	934	1233	1.00	3.80
0.035	0	235	335	435	535	635	735	835	935	1235	1.14	4.30
0.037	0	237	337	437	537	637	737	837	937	1237	1.34	5.06
0.039	0	239	339	439	539	639	739	839	939	1239	1.45	5.50
0.041	0	241	341	441	541	641	741	841	941	1241	1.62	6.15
0.043	0	0	343	443	543	643	743	843	943	0	1.79	6.80
0.045	0	0	345	445	545	645	745	845	945	0	1.95	7.40
0.047	0	0	347	447	547	647	747	847	947	0	2.09	7.94
0.049	0	0	349	449	549	649	749	849	949	0	2.25	8.50
0.051	0	0	351	451	551	651	751	851	951	0	2.40	9.10
0.053	0	0	353	453	553	653	753	853	953	0	2.60	9.80
0.055	0	0	355	455	555	655	755	855	0	0	2.90	11.0
0.057	0	0	357	457	557	657	757	857	0	0	3.10	11.8
0.059	0	0	359	459	559	659	759	859	0	0	3.30	12.5
0.061	0	0	0	461	561	661	761	861	0	0	3.60	13.7

ORIFICE SIZE INCH

* Flow rate calculated based on water at 1450 psi (100 bar, 10 Mpa). Fan width is measured at 12 in (305 mm) from the surface.

Other tip sizes available upon request.

FAN WIDTH												
IN	2-4	4-6	6-8	8-10	10-12	12-14	14-16	16-18	18-20	0.24	FLOW RATE (gpm)*	FLOW RATE (lpm)*
MM	51-102	102-152	152-203	203-254	254-305	305-356	356-406	406-457	457-508	609		
0.006	106	206	306	406	0	0	0	0	0	0	0.04	0.14
0.007	107	207	307	407	507	0	0	0	0	0	0.05	0.18
0.008	108	208	308	408	508	608	0	0	0	0	0.06	0.22
0.009	109	209	309	409	509	609	0	0	0	0	0.07	0.25
0.010	110	210	310	410	510	610	710	810	910	0	0.09	0.33
0.011	111	211	311	411	511	611	711	811	911	0	0.10	0.37
0.012	112	212	312	412	512	612	712	812	912	0	0.13	0.47
0.013	0	213	313	413	513	613	713	813	913	0	0.15	0.57
0.014	0	214	314	414	514	614	714	814	914	0	0.18	0.65
0.015	0	215	315	415	515	615	715	815	915	0	0.19	0.72
0.016	0	216	316	416	516	616	716	816	916	0	0.24	0.91
0.017	0	217	317	417	517	617	717	817	917	0	0.26	0.98
0.018	0	218	318	418	518	618	718	818	918	0	0.29	1.10
0.019	0	219	319	419	519	619	719	819	919	0	0.34	1.30
0.020	0	220	320	420	520	620	720	820	920	1220	0.37	1.40
0.021	0	221	321	421	521	621	721	821	921	1221	0.40	1.52
0.022	0	222	322	422	522	622	722	822	922	1222	0.45	1.65
0.023	0	232	323	423	523	623	723	823	923	1223	0.48	1.83
0.024	0	224	324	424	524	624	724	824	924	1224	0.54	1.95
0.025	0	0	325	425	525	625	725	825	925	1225	0.56	2.13
0.026	0	0	326	426	526	626	726	826	926	1226	0.65	2.46
0.027	0	0	327	427	527	627	727	827	927	1227	0.65	2.50
0.028	0	0	328	428	528	628	728	828	928	1228	0.75	2.85
0.029	0	0	329	429	529	629	729	829	929	1229	0.78	2.95
0.030	0	0	330	430	530	630	730	830	930	1230	0.87	3.28
0.031	0	0	331	431	531	631	731	831	931	1231	0.90	3.42
0.032	0	0	332	432	532	632	732	832	932	1232	0.99	3.73
0.033	0	0	333	433	533	633	733	833	933	1233	1.00	3.80
0.034	0	0	334	434	534	634	734	834	934	1234	1.09	4.12

ORIFICE SIZE INCH

* Flow rate calculated based on water at 1450 psi (100 bar, 10 Mpa). Fan width is measured at 12 in (305 mm) from the surface.
Other tip sizes available upon request.

FAN WIDTH										
IN	4-6	6-8	8-10	10-12	12-14	14-16	16-18	18-20	FLOW RATE (gpm)*	FLOW RATE (lpm)*
MM	102-152	152-203	203-254	254-305	305-356	356-406	406-457	457-508		
0.011	211	311	411	0	0	0	0	0	0.10	0.37
0.012	212	312	412	0	0	0	0	0	0.13	0.47
0.013	213	313	413	513	0	0	0	0	0.15	0.57
0.014	214	314	414	514	0	0	0	0	0.18	0.65
0.015	215	315	415	515	615	0	0	0	0.19	0.72
0.016	216	316	416	516	616	0	0	0	0.24	0.91
0.017	217	317	417	517	617	717	0	0	0.26	0.98
0.018	218	318	418	518	618	718	0	0	0.29	1.10
0.019	219	319	419	519	619	719	819	0	0.34	1.30
0.02	220	320	420	520	620	720	820	0	0.37	1.40
0.021	221	321	421	521	621	721	821	0	0.40	1.52
0.022	222	322	422	522	622	722	822	922	0.45	1.65
0.023	223	323	423	523	623	723	823	923	0.48	1.83
0.024	224	324	424	524	624	724	824	924	0.54	1.95
0.025	225	325	425	525	625	725	825	925	0.56	2.13
0.027	227	327	427	527	627	727	827	927	0.66	2.50
0.029	229	329	429	529	629	729	829	929	0.78	2.95
0.031	231	331	431	531	631	731	831	931	0.90	3.42
0.033	233	333	433	533	633	733	833	933	1.00	3.80
0.035	235	335	435	535	635	735	835	935	1.14	4.30
0.039	0	339	439	539	639	739	839	939	1.45	5.50
0.041	0	341	441	541	641	741	841	943	1.62	6.15
0.043	0	343	443	543	643	743	843	0	1.79	6.80
0.045	0	345	445	545	645	745	845	0	1.95	7.40
0.047	0	347	447	547	647	747	847	0	2.09	7.94
0.049	0	349	449	549	649	749	0	0	2.25	8.50
0.051	0	351	451	551	651	751	0	0	2.40	9.10
0.053	0	353	453	553	653	753	0	0	2.60	9.80
0.055	0	355	455	555	655	755	0	0	2.90	11.00

ORIFICE SIZE INCH

* Flow rate calculated based on water at 1450 psi (100 bar, 10 Mpa). Fan width is measured at 12 in (305 mm) from the surface. Other tip sizes available upon request.

Self-cleaning airless spray tip. MWP 7,700 PSI.



Part Number	Description
88-790	Line marking tip cylinder
88-791	Standard tip cylinder
88-792	Fine finish tip cylinder
88-793	Twin Tip

Other tip sizes available upon request.

ERGONOMICALLY DESIGNED

- Perfect-grip handle—even with gloves
- In-handle seal for optimal comfort

INTEGRATED SEAL + FITTING TOOL

- Built-in tool enables perfect positioning of the seal
- O-ring mount keeps seal securely in place

● PRODUCTION TIPS

Orifice size: 0.007" – 0.061"
 Angle: 10° – 90°

- + 284 different tip sizes
- + Ideal for large jobs—residential and commercial

● TWIN TIPS

Orifice size: 0.012" – 0.022"
 Angle: 20°, 40°, 50°, 60°

- + Two angles in one tip

COMPATIBILITY

- Compatible with NEW Exitflex® TwinFit™ guard
- Compatible with Graco® RAC® X

● LINE STRIPER TIPS (LM TIP)

Orifice size: 0.012" – 0.053"
 Angle: 20° – 90°

- + 189 different tip sizes
- + Perfectly adapted to thick and thin materials
- + Designed to line parking lots, roads, crosswalks, runways, and more
- + Sharp edges for perfect lines, with no fuzzy edges or thin spots
- + Suitable for heavy and thin paints

● LOW PRESSURE & FINE FINISH TIPS (ECOLINE)

Orifice size: 0.006" – 0.034 "
 Angle: 10° – 90°

- + 207 different tip sizes
- + Adaptable to all materials and applications
- + Feathered edges, no tails
- + Great finish with reduced spraying pressure
- + Less overspray, with easiest pattern overlap

ORDERING EXAMPLE

A customer requests a Speedy 7 Line Marking tip (88-790) with a flow rate of 0.25 US GPM at 1450 PSI and a spray pattern of 16 to 18 inches at 12" distance. The spray tip program table gives us the following tip size:

- 1 - For a pattern width of 8 to 10 inches, the angle is 40° (coded "4")
- 2 - Equivalent orifice size 0.016 inch (coded "16")
- 3 - The complete reference part number is therefore **88-790-416**

FAN WIDTH												
IN	2-4	4-6	6-8	8-10	10-12	12-14	14-16	16-18	18-20	0.24	FLOW RATE (gpm)*	FLOW RATE (lpm)*
MM	51-102	102-152	152-203	203-254	254-305	305-356	356-406	406-457	457-508	609	0	0
0.006	0	0	0	0	0	0	0	0	0	0	0	0
0.007	107	207	307	407	507	0	0	0	0	0	0.05	0.18
0.008	108	208	308	408	508	0	0	0	0	0	0.06	0.22
0.009	109	209	309	409	509	609	0	0	0	0	0.07	0.25
0.010	110	210	310	410	510	610	710	0	0	0	0.09	0.33
0.011	111	211	311	411	511	611	711	811	911	0	0.10	0.37
0.012	112	212	312	412	512	612	712	812	912	0	0.13	0.47
0.013	113	213	313	413	513	613	713	813	913	0	0.15	0.57
0.014	114	214	314	414	514	614	714	814	914	0	0.18	0.65
0.015	115	215	315	415	515	615	715	815	915	0	0.19	0.72
0.016	116	216	316	416	516	616	716	816	916	0	0.24	0.91
0.017	117	217	317	417	517	617	717	817	917	0	0.26	0.98
0.018	118	218	318	418	518	618	718	818	918	0	0.29	1.10
0.019	119	219	319	419	519	619	719	819	919	0	0.34	1.30
0.020	120	220	320	420	520	620	720	820	920	1220	0.37	1.40
0.021	121	221	321	421	521	621	721	821	921	1221	0.40	1.52
0.022	122	222	322	422	522	622	722	822	922	1222	0.45	1.65
0.023	0	223	323	423	523	623	723	823	923	1223	0.48	1.83
0.024	0	224	324	424	524	624	724	824	924	1224	0.54	1.95
0.025	0	225	325	425	525	625	725	825	925	1225	0.56	2.13
0.027	0	227	327	427	527	627	727	827	927	1227	0.66	2.50
0.029	0	229	329	429	529	629	729	829	929	1229	0.78	2.95
0.031	0	231	331	431	531	631	731	831	931	1231	0.90	3.42
0.033	0	233	333	434	534	634	734	834	934	1233	1.00	3.80
0.035	0	235	335	435	535	635	735	835	935	1235	1.14	4.30
0.037	0	237	337	437	537	637	737	837	937	1237	1.34	5.06
0.039	0	239	339	439	539	639	739	839	939	1239	1.45	5.50
0.041	0	241	341	441	541	641	741	841	941	1241	1.62	6.15
0.043	0	0	343	443	543	643	743	843	943	0	1.79	6.80
0.045	0	0	345	445	545	645	745	845	945	0	1.95	7.40
0.047	0	0	347	447	547	647	747	847	947	0	2.09	7.94
0.049	0	0	349	449	549	649	749	849	949	0	2.25	8.50
0.051	0	0	351	451	551	651	751	851	951	0	2.40	9.10
0.053	0	0	353	453	553	653	753	853	953	0	2.60	9.80
0.055	0	0	355	455	555	655	755	855	0	0	2.90	11.0
0.057	0	0	357	457	557	657	757	857	0	0	3.10	11.8
0.059	0	0	359	459	559	659	759	859	0	0	3.30	12.5
0.061	0	0	0	461	561	661	761	861	0	0	3.60	13.7

ORIFICE SIZE INCH

* Flow rate calculated based on water at 1450 psi (100 bar, 10 Mpa). Fan width is measured at 12 in (305 mm) from the surface. Other tip sizes available upon request.

FAN WIDTH												
IN	2-4	4-6	6-8	8-10	10-12	12-14	14-16	16-18	18-20	0.24	FLOW RATE (gpm)*	FLOW RATE (lpm)*
MM	51-102	102-152	152-203	203-254	254-305	305-356	356-406	406-457	457-508	609		
0.006	106	206	306	406	0	0	0	0	0	0	0.04	0.14
0.007	107	207	307	407	507	0	0	0	0	0	0.05	0.18
0.008	108	208	308	408	508	608	0	0	0	0	0.06	0.22
0.009	109	209	309	409	509	609	0	0	0	0	0.07	0.25
0.010	110	210	310	410	510	610	710	810	910	0	0.09	0.33
0.011	111	211	311	411	511	611	711	811	911	0	0.10	0.37
0.012	112	212	312	412	512	612	712	812	912	0	0.13	0.47
0.013	0	213	313	413	513	613	713	813	913	0	0.15	0.57
0.014	0	214	314	414	514	614	714	814	914	0	0.18	0.65
0.015	0	215	315	415	515	615	715	815	915	0	0.19	0.72
0.016	0	216	316	416	516	616	716	816	916	0	0.24	0.91
0.017	0	217	317	417	517	617	717	817	917	0	0.26	0.98
0.018	0	218	318	418	518	618	718	818	918	0	0.29	1.10
0.019	0	219	319	419	519	619	719	819	919	0	0.34	1.30
0.020	0	220	320	420	520	620	720	820	920	1220	0.37	1.40
0.021	0	221	321	421	521	621	721	821	921	1221	0.40	1.52
0.022	0	222	322	422	522	622	722	822	922	1222	0.45	1.65
0.023	0	232	323	423	523	623	723	823	923	1223	0.48	1.83
0.024	0	224	324	424	524	624	724	824	924	1224	0.54	1.95
0.025	0	0	325	425	525	625	725	825	925	1225	0.56	2.13
0.026	0	0	326	426	526	626	726	826	926	1226	0.65	2.46
0.027	0	0	327	427	527	627	727	827	927	1227	0.65	2.50
0.028	0	0	328	428	528	628	728	828	928	1228	0.75	2.85
0.029	0	0	329	429	529	629	729	829	929	1229	0.78	2.95
0.030	0	0	330	430	530	630	730	830	930	1230	0.87	3.28
0.031	0	0	331	431	531	631	731	831	931	1231	0.90	3.42
0.032	0	0	332	432	532	632	732	832	932	1232	0.99	3.73
0.033	0	0	333	433	533	633	733	833	933	1233	1.00	3.80
0.034	0	0	334	434	534	634	734	834	934	1234	1.09	4.12

ORIFICE SIZE INCH

* Flow rate calculated based on water at 1450 psi (100 bar, 10 Mpa). Fan width is measured at 12 in (305 mm) from the surface.
Other tip sizes available upon request.

FAN WIDTH											
IN	2-4	4-6	6-8	8-10	10-12	12-14	14-16	16-18	18-20	FLOW RATE (gpm)*	FLOW RATE (lpm)*
MM	51-102	102-152	152-203	203-254	254-305	305-356	356-406	406-457	457-508		
0.006	0	0	0	0	0	0	0	0	0	0.00	0
0.007	107	207	307	407	507	0	0	0	0	0.05	0.18
0.008	108	208	308	408	508	0	0	0	0	0.06	0.22
0.009	109	209	309	409	509	609	0	0	0	0.07	0.25
0.010	110	210	310	410	510	610	710	0	0	0.09	0.33
0.011	111	211	311	411	511	611	711	811	911	0.10	0.37
0.012	112	212	312	412	512	612	712	812	912	0.13	0.47
0.013	113	213	313	413	513	613	713	813	913	0.15	0.57
0.014	114	214	314	414	514	614	714	814	914	0.18	0.65
0.015	115	215	315	415	515	615	715	815	915	0.19	0.72
0.016	116	216	316	416	516	616	716	816	916	0.24	0.91
0.017	117	217	317	417	517	617	717	817	917	0.26	0.98
0.018	118	218	318	418	518	618	718	818	918	0.29	1.10
0.019	119	219	319	419	519	619	719	819	919	0.34	1.30
0.020	120	220	320	420	520	620	720	820	920	0.37	1.40
0.021	121	221	321	421	521	621	721	821	921	0.40	1.52
0.022	122	222	322	422	522	622	722	822	922	0.44	1.65
0.023	0	223	323	423	523	623	723	823	923	0.48	1.83
0.024	0	224	324	424	524	624	724	824	924	0.51	1.95
0.025	0	225	325	425	525	625	725	825	925	0.56	2.13
0.027	0	227	327	427	527	627	727	827	927	0.66	2.50
0.029	0	229	329	429	529	629	729	829	929	0.78	2.95
0.031	0	231	331	431	531	631	731	831	931	0.90	3.42
0.033	0	233	333	434	534	634	734	834	934	1.00	3.80
0.035	0	235	335	435	535	635	735	835	935	1.13	4.30
0.037	0	237	337	437	537	637	737	837	937	1.34	5.06
0.039	0	239	339	439	539	639	739	839	939	1.45	5.50
0.041	0	241	341	441	541	641	741	841	941	1.62	6.15
0.043	0	0	343	443	543	643	743	843	943	1.79	6.80
0.045	0	0	345	445	545	645	745	845	945	1.95	7.40
0.047	0	0	347	447	547	647	747	847	947	2.09	7.94
0.049	0	0	349	449	549	649	749	849	949	2.25	8.50
0.051	0	0	351	451	551	651	751	851	951	2.40	9.10
0.053	0	0	353	453	553	653	753	853	953	2.60	9.80
0.055	0	0	355	455	555	655	755	855	0	2.90	11.0
0.057	0	0	357	457	557	657	757	857	0	3.10	11.8
0.059	0	0	359	459	559	659	759	859	0	3.30	12.5
0.061	0	0	0	461	561	661	761	861	0	3.60	13.7

ORIFICE SIZE INCH

* Flow rate calculated based on water at 1450 psi (100 bar, 10 Mpa). Fan width is measured at 12 in (305 mm) from the surface. Other tip sizes available upon request.

FAN WIDTH										
IN	4-6	6-8	8-10	10-12	12-14	14-16	16-18	18-20	FLOW RATE (gpm)*	FLOW RATE (lpm)*
MM	102-152	152-203	203-254	254-305	305-356	356-406	406-457	457-508		
0.011	211	311	411	0	0	0	0	0	0.10	0.37
0.012	212	312	412	0	0	0	0	0	0.13	0.47
0.013	213	313	413	513	0	0	0	0	0.15	0.57
0.014	214	314	414	514	0	0	0	0	0.18	0.65
0.015	215	315	415	515	615	0	0	0	0.19	0.72
0.016	216	316	416	516	616	0	0	0	0.24	0.91
0.017	217	317	417	517	617	717	0	0	0.26	0.98
0.018	218	318	418	518	618	718	0	0	0.29	1.10
0.019	219	319	419	519	619	719	819	0	0.34	1.30
0.02	220	320	420	520	620	720	820	0	0.37	1.40
0.021	221	321	421	521	621	721	821	0	0.40	1.52
0.022	222	322	422	522	622	722	822	922	0.45	1.65
0.023	223	323	423	523	623	723	823	923	0.48	1.83
0.024	224	324	424	524	624	724	824	924	0.54	1.95
0.025	225	325	425	525	625	725	825	925	0.56	2.13
0.027	227	327	427	527	627	727	827	927	0.66	2.50
0.029	229	329	429	529	629	729	829	929	0.78	2.95
0.031	231	331	431	531	631	731	831	931	0.90	3.42
0.033	233	333	433	533	633	733	833	933	1.00	3.80
0.035	235	335	435	535	635	735	835	935	1.14	4.30
0.039	0	339	439	539	639	739	839	939	1.45	5.50
0.041	0	341	441	541	641	741	841	943	1.62	6.15
0.043	0	343	443	543	643	743	843	0	1.79	6.80
0.045	0	345	445	545	645	745	845	0	1.95	7.40
0.047	0	347	447	547	647	747	847	0	2.09	7.94
0.049	0	349	449	549	649	749	0	0	2.25	8.50
0.051	0	351	451	551	651	751	0	0	2.40	9.10
0.053	0	353	453	553	653	753	0	0	2.60	9.80
0.055	0	355	455	555	655	755	0	0	2.90	11.00

ORIFICE SIZE INCH

* Flow rate calculated based on water at 1450 psi (100 bar, 10 Mpa). Fan width is measured at 12 in (305 mm) from the surface. Other tip sizes available upon request.



ENGINEERED FOR EFFICIENCY

- Compatible with the majority of airless spray tips
- Accepts RAC® 5, RAC® X, SC-6, and many other airless reversible tips
- Perfect fit with NEW Exitflex® airless Speedy 6 and Speedy 7 spray tips

OPERATING PRESSURE

280 - 533 bar | 4000 - 7700 psi

ONE DEVICE FOR ALL APPLICATIONS

- Production
- Low Pressure
- Fine Finish
- Line Marking
- Wide Angle
- ...and more



ONE GUARD HOLDS TWO TIPS

- Insert any RAC® 5 compatible tip on side one
- Insert any RAC® X compatible tip on side two
- Guard fits most spray tips from various brands

Description	Thread*	MWP PSI	Part ref. number	Compatible with reversible tips			
Safety guard, TwinFit™	7/8" delivered with two spare seals (SealEx™ 6 & SealEx™ 7)	7,700	88-152/0	88-690	88-691	88-692	88-693
Safety guard, TwinFit™	11/16" with converter 7/8" to 11/16" delivered without seals	7,700	88-157/0	88-790	88-791	88-792	88-793

Other tip sizes available upon request.

**STRAIGHT GUN EXTENSION POLES, WITH GUARD, MWP 5000 PSI**

- 32-000/00-6" extension pole, 6", complete with 7/8" guard
- 32-000/00-12" extension pole, 12", complete with 7/8" guard
- 32-000/00-18" extension pole, 18", complete with 7/8" guard
- 32-000/00-24" extension pole, 24", complete with 7/8" guard
- 32-000/00-36" extension pole, 36", complete with 7/8" guard

**GUN EXTENSION POLES WITH SWIVEL HEAD AND GUARD, MWP 3500 PSI**

- 32-001/00-6" extension pole, 6", complete with 7/8" guard
- 32-001/00-12" extension pole, 12", complete with 7/8" guard
- 32-001/00-18" extension pole, 18", complete with 7/8" guard
- 32-001/00-24" extension pole, 24", complete with 7/8" guard
- 32-001/00-36" extension pole, 36", complete with 7/8" guard

Compatible with Speedy 5 reversible tips only

The new compact, reversible spray tip system for air-assisted airless spray guns.

Part Number	Description
TP45/G	Kit air cap, fluid, and air seals. GRACO G15 / G40
TP45/D/WI/N	Kit air cap, fluid, and air seals. WIWA Ecogun
TP45/D/WI/N	Kit air cap, fluid, and air seals. NORDSON Ecogun
TP45/D/WI/N	Kit air cap, fluid, and air seals. DURR Ecogun
TP45/C	Kit air cap, fluid, and air seals. CA TECHNOLOGIES Bobcat
TP45/B	Kit air cap, fluid, and air seals. BINKS AA4400
TP45/W	Kit air cap, fluid, and air seals. WAGNER 4600 & 4700
TP45/W	Kit air cap, fluid, and air seals. TITAN GM 3600
TP45/K	Kit air cap, fluid, and air seals. SAMES KREMLIN XCITE
45-519	Reversible tip for orifice size. 0.006 inch to 0.034 inch
45-510	Reversible tip for orifice size. 0.035 inch to 0.061 inch
45-501	Safety guard

**To ensure full compatibility of the TRIA Pro45 with the listed spray guns, it is important to verify that the guns are compatible with AAA flat tips, not barrel-type reversible tips.*

Other tip sizes available upon request.



COMPATIBILITY

Fits your choice of AAA spray gun

- GRACO®
- TITAN®
- WIWA®
- CA-TECH®
- WAGNER®
- BINKS®
- SAMES KREMLIN®
- DURR®
- NORDSON®

UPGRADE AND SAVE

- Increase efficiency
- Reduce downtime
- Improve performance
- Cut rejects



EASY TO USE

- Easily clear blockages without tip removal—simply twist and clear
- Patented ball tip feature ensures clean, spit-free operation

Polyhose[®]

DELIVERING SWISS TECHNOLOGY **EXTREX**⁺

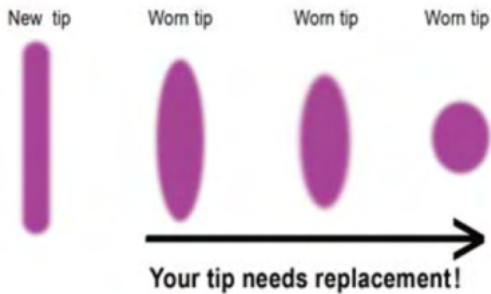


AIR-ASSISTED AIRLESS SPRAY TIPS

All Exitflex Air Assisted Airless tips integrate high quality tungsten carbide inserts, which provide maximum erosion resistance in all circumstances. Despite their extreme hardness, tungsten carbide tips do wear. Replace them before it costs a great deal of money in labor and material! All tips are laser-marked. Customised marking may be applied on demand.

Spray angles and pattern widths quoted are as manufactured and tested on water. Spray widths can vary and depend on upon viscosity, solids content and pressure employed. To determine a new flow rate (Q2) at a new working pressure (P2), use the following formula, knowing that P1 = 1450 PSI

$$Q2 = Q1 \times \sqrt{\frac{P2}{P1}}$$



The following equivalent orifice size ranges are suggested for the material listed:

Stains & lacquers	0.006in to 0.013in
Oil based paints	0.013in to 0.015in
Latex emulsions	0.017in to 0.021in
Heavy paints, latex	0.023in to 0.029in
Block fillers, epoxies	0.029in to 0.061in

Remember – Lower viscosity materials such as lacquers means smaller orifice sizes and heavier viscosity coatings such as oil-based paints means larger orifice sizes.



Reference: 63-611
Atomisation: Standard
Spray gun compatibility: Graco®



Reference: 63-613
Atomisation: Super Finish
Spray gun compatibility: Graco®



Reference: 63-561
Atomisation: Super Finish
Spray gun compatibility: XCITE, Kremlin, Catech, Anest Iwata



Reference: 63-560
Atomisation: Standard
Spray gun compatibility: Kremlin, Catech, Anest Iwata

A customer requests a AAA tip for an Asturo K1 spray gun, fine finish (63-551), with a flow rate of 0.24 US GPM at 1450 PSI and a spray pattern of 8 to 10 inches at 12” distance. The spray tip program table gives us the following tip size:

- 1 - For a pattern width of 8 to 10 inches, the angle is 40° (coded “4”)
- 2 - Equivalent orifice size 0.016 inch (coded “16”)
- 3 - The complete reference part number is therefore **63-551 416**

Description	Premium Standard	Fine Finish
Exitflex tip for Graco® G15, G40 and Perform AA	63-611	63-613 (TC preorifice)
Exitflex tip for older Graco® guns	63-560	63-561
Exitflex tip for Kremlin® MVX and XCITE, Anest Iwata® MSGS-200, C.A Tech® Bobcat & Cougar and Prona® R-2200AC	63-554	63-556 (TC preorifice)
Exitflex tip for Wagner® Titan® GM 4600/4700	63-584	63-585 (TC preorifice)
Exitflex tip for Binks® AA4400/AA4000/AA1500	63-114	63-115
Exitflex tip for Dürr® EcoGun, Optima 2100, Wiwa® Optima 2100 and Nordson® Trilogy AAA	63-586	63-587 (TC preorifice)
Exitflex tip for Optima 2000, Wiwa Optima 2000	63-598	63-589 (TC preorifice)
Exitflex tip for Sagola®xtream Mix and V7 Mix	63-570	63-571
Exitflex tip for Kremlin® MX and Asturo® K1 MIX	63-550	63-551
Exitflex tip for GM 2000/2500	63-597	
Exitflex tip for Böllhoff ® gun	63-577	63-578
Exitflex tip for Dete® BM250, Duo H, A2 and RA5	63-610	
Exitflex tip for REM100	63-580	

Other tip sizes available upon request.

Tip Sizes

Angles in degrees and pattern width in inches at 12"(30 cm) from surface.

Inch	mm	10° 2/3 in	20° 4/6 in	30° 6/8 in	40° 8/10 in	50° 10/12 in	60° 12/14 in	70° 14/16 in	80° 16/18 in	90° 18/20 in	100° 20/22 in	110° 22/24 in	120° 24/26 in	US GPM
0.005	0.13	105	205											0.02
0.007	0.18	107	207	307	407	507	607							0.05
0.008	0.20	108	208	308	408	508	608							0.06
0.009	0.23	109	209	309	409	509	609	709						0.07
0.010	0.25	110	210	310	410	510	610	710						0.09
0.011	0.28	111	211	311	411	511	611	711	811	911	1011			0.10
0.012	0.30	112	212	312	412	512	612	712	812	912	1012			0.12
0.013	0.33	113	213	313	413	513	613	713	813	913	1013	1113		0.15
0.014	0.35	114	214	314	414	514	614	714	814	914	1014	1114		0.17
0.015	0.38	115	215	315	415	515	615	715	815	915	1015	1115		0.19
0.016	0.40	116	216	316	416	516	616	716	816	916	1016	1116		0.24
0.017	0.43	117	217	317	417	517	617	717	817	917	1017	1117		0.26
0.018	0.45	118	218	318	418	518	618	718	818	918	1018	1118		0.29
0.019	0.48	119	219	319	419	519	619	719	819	919	1019	1119	1219	0.34
0.020	0.50	120	220	320	420	520	620	720	820	920	1020	1120	1220	0.37
0.021	0.53	121	221	321	421	521	621	721	821	921	1021	1121	1221	0.40
0.022	0.55	122	222	322	422	522	622	722	822	922	1022	1122	1222	0.44
0.023	0.58		223	323	423	523	623	723	823	923	1023	1123	1223	0.48
0.024	0.60		224	324	424	524	624	724	824	924	1024	1124	1224	0.51
0.025	0.63		225	325	425	525	625	725	825	925	1025	1125	1225	0.56
0.027	0.68		227	327	427	527	627	727	827	927	1027	1127	1227	0.66
0.029	0.73		229	329	429	529	629	729	829	929	1029	1129	1229	0.78
0.031	0.78		231	331	431	531	631	731	831	931	1031	1131	1231	0.90
0.033	0.84		233	333	433	533	633	733	833	933	1033	1133	1233	1.00
0.035	0.89		235	335	435	535	635	735	835	935	1035	1135	1235	1.14
0.037	0.94			337	437	537	637	737	837	937	1037	1137	1237	1.35
0.039	0.99			339	439	539	639	739	839	939	1039	1139	1239	1.45
0.041	1.04			341	441	541	641	741	841	941	1041	1141	1241	1.62
0.043	1.09			343	443	543	643	743	843	943	1043	1143	1243	1.80
0.045	1.14			345	445	545	645	745	845	945	1045	1145	1245	1.95
0.047	1.19				447	547	647	747	847	947	1047	1147	1247	2.10
0.049	1.24				449	549	649	749	849	949	1049	1149		2.24
0.051	1.29				451	551	651	751	851	951	1051			2.40
0.053	1.35				453	553	653	753	853	953				2.59
0.055	1.40				455	555	655	755	855					2.90

Other tip sizes available upon request.



Polyhose[®]

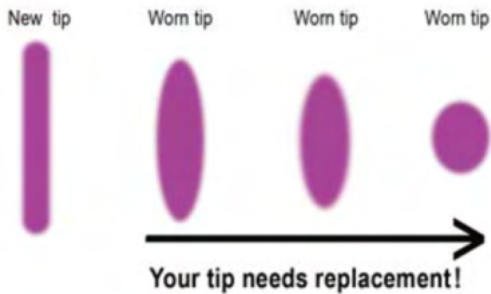
DELIVERING SWISS TECHNOLOGY **EXTIFLEX** ⁺

INDUSTRIAL
FLAT TIPS

All Exitflex flat tips integrate high quality tungsten carbide inserts, which provide maximum erosion resistance for high-pressure spraying. Despite their extreme hardness, tungsten carbide tips do wear. Replace them before it costs a great deal of money in labor and material! All tips are laser-marked. Customised marking may be applied on demand.

Spray angles and pattern widths quoted are as manufactured and tested on water. Spray widths can vary and depend on upon viscosity, solids content and pressure employed. To determine a new flow rate (Q2) at a new working pressure (P2), use the following formula, knowing that P1 = 1450 PSI

$$Q2 = Q1 \times \sqrt{\frac{P2}{P1}}$$



The following equivalent orifice size ranges are suggested for the material listed:

Stains & lacquers	0.006in to 0.013in
Oil based paints	0.013in to 0.015in
Latex emulsions	0.017in to 0.021in
Heavy paints, latex	0.023in to 0.029in
Block fillers, epoxies	0.029in to 0.061in

Remember – Lower viscosity materials such as lacquers means smaller orifice sizes and heavier viscosity coatings such as oil-based paints means larger orifice sizes.

Our airless flat tips programme consists of:



Standard Industrial – Long Body

Reference: 63-505
Stainless steel body
h = 12.5mm, Ø = 12.5mm



Line Marking

Reference: 63-507
Stainless steel body
h = 12.5mm, Ø = 12.5mm



Fine Finish

Reference: 63-509
Stainless steel body
h = 15mm, Ø = 12.5mm



Standard – Short Body

Reference: 63-501
Stainless steel
h = 9.5mm, Ø = 12.5mm




Other materials, shapes and sizes on request.

A customer requests a fine finish tip with a flow rate of 0.090 US GPM at 1450 PSI and a spray pattern of 14 to 16 inches at 12" distance. The spray tip programme table gives us the following tip size:

- 1 - For a pattern width of 14 to 16 inches, the angle is 70° (coded "7")
- 2 - Equivalent orifice size 0.010 inch (coded "10")
- 3 - The complete reference part number is therefore **63-509 710**

Premium Standard

* Tip size will not go further than 0.075 inch/1.9 mm, 21 L/min at 1450 PSI

Image	Description	Insert	Ø mm	Height mm	Part ref. num
	Airless Flat Tip Short SS Body	C	12.5	9.5	63-501
		*			
	Airless Flat Tip Long SS Body	C D	12.5	12.5	63-505
	Airless Flat Tip Medium SS Body	C D	12	11	63-506
		*			

Other tip sizes available upon request.

Angles in degrees and pattern width in inches at 12"(30 cm) from surface.

Inch	mm	10° 2/3 in	20° 4/6 in	30° 6/8 in	40° 8/10 in	50° 10/12 in	60° 12/14 in	70° 14/16 in	80° 16/18 in	90° 18/20 in	100° 20/22 in	110° 22/24 in	120° 24/26 in	130° 26/28 in	US GPM
0.007	0.18	107	207	307	407	507	607								0.05
0.008	0.20	108	208	308	408	508	608								0.06
0.009	0.23	109/109	209	309	409	509	609	709							0.07
0.010	0.25	110/110	210	310	410	510	610	710	810	910					0.09
0.011	0.28	111	211	311	411	511	611	711	811	911	1011				0.10
0.012	0.30	112	212	312	412	512	612	712	812	912	1012	1112			0.12
0.013	0.33	113	213	313	413	513	613	713	813	913	1013	1113			0.15
0.014	0.35	114	214	314	414	514	614	714	814	914	1014	1114			0.17
0.015	0.38	115	215	315	415	515	615	715	815	915	1015	1115			0.19
0.016	0.40	116	216	316	416	516	616	716	816	916	1016	1116			0.24
0.017	0.43	117	217	317	417	517	617	717	817	917	1017	1117			0.26
0.018	0.45	118	218	318	418	518	618	718	818	918	1018	1118	1218		0.29
0.019	0.48	119	219	319	419	519	619	719	819	919	1019	1119	1219		0.34
0.020	0.50	120	220	320	420	520	620	720	820	920	1020	1120	1220	1320	0.37
0.021	0.53	121	221	321	421	521	621	721	821	921	1021	1121	1221	1321	0.40
0.022	0.55	122	222	322	422	522	622	722	822	922	1022	1122	1222	1322	0.44
0.023	0.58		223	323	423	523	623	723	823	923	1023	1123	1223	1323	0.48
0.024	0.60		224	324	424	524	624	724	824	924	1024	1124	1224	1324	0.51
0.025	0.63		225	325	425	525	625	725	825	925	1025	1125	1225	1325	0.56
0.027	0.68		227	327	427	527	627	727	827	927	1027	1127	1227	1327	0.66
0.029	0.73		229	329	429	529	629	729	829	929	1029	1129	1229	1329	0.78
0.031	0.78		231	331	431	531	631	731	831	931	1031	1131	1231	1331	0.90
0.033	0.84		233	333	433	533	633	733	833	933	1033	1133	1233	1333	1.00
0.035	0.89		235	335	435	535	635	735	835	935	1035	1135	1235	1335	1.14
0.037	0.94		237	337	437	537	637	737	837	937	1037	1137	1237	1337	1.35
0.039	0.99		239	339	439	539	639	739	839	939	1039	1139	1239	1339	1.45
0.041	1.04		241	341	441	541	641	741	841	941	1041	1141	1241	1341	1.62
0.043	1.09		243	343	443	543	643	743	843	943	1043	1143	1243	1343	1.80
0.045	1.14		245	345	445	545	645	745	845	945	1045	1145	1245	1345	1.95
0.047	1.19		247	347	447	547	647	747	847	947	1047	1147	1247	1347	2.10
0.049	1.24		249	349	449	549	649	749	849	949	1049	1149	1249	1349	2.24
0.051	1.29		251	351	451	551	651	751	851	951	1051	1151	1251	1351	2.40
0.053	1.35		253	353	453	553	653	753	853	953	1053	1153	1253	1353	2.59
0.055	1.40		255	355	455	555	655	755	855	955	1055	1155	1255	1355	2.90
0.057	1.45			357	457	557	657	757	857	957	1057	1157	1257	1357	3.12
0.059	1.50			359	459	559	659	759	859	959	1059	1159	1259	1359	3.30

Other tip sizes available upon request.


Angles in degrees and pattern width in inches at 12"(30 cm) from surface.

Inch	mm	10° 2/3 in	20° 4/6 in	30° 6/8 in	40° 8/10 in	50° 10/12 in	60° 12/14 in	70° 14/16 in	80° 16/18 in	90° 18/20 in	100° 20/22 in	110° 22/24 in	120° 24/26 in	130° 26/28 in	US GPM
0.061	1.55			361	461	561	661	761	861	961	1061	1161	1261	1361	3.62
0.063	1.60			363	463	563	663	763	863	963					3.78
0.065	1.65				465	565	665	765	865	965	1065	1165	1265	1365	4.02
0.067	1.70				467	567	667	767	867	967					4.22
0.069	1.75				469	569	669	769	869	969	1069	1169	1269	1369	4.51
0.071	1.80				471	571	671	771	871	971					4.77
0.073	1.85				473	573	673	773	873	973	1073	1173	1273	1373	5.03
0.075	1.90				475	575	675	775	875	975					5.30
0.077	1.95				477	577	677	777	877	977	1077	1177	1277		5.58
0.079	2.00				479	579	679	779							5.86
0.081	2.05				481	581	681	781	881	981	1081	1181			6.15
0.083	2.10				483	583	683	783							6.44
0.085	2.16				485	585	685	785	885	985	1085	1185			6.75
0.086	2.18				486	586	686	786							6.90
0.087	2.21				487	587	687	787	887	987	1087	1187			7.05
0.089	2.26				489	589	689	789							7.37
0.091	2.31				491	591	691	791	891	991	1091	1191			7.69
0.093	2.36				493	593	693								8.01
0.095	2.41				495	595	695	795	895	995					8.45
0.097	2.46				497	597									8.69
0.099	2.51				499	599	699	799	899	999					8.98

Other tip sizes available upon request.

Super Finish

* Tip sizes to be defined depending on applications.

Image	Description	Application	Part ref. num
	SF Airless Flat Tip Fine Finish SS Body	The reference nozzle in the wood and Leather industries Robotic applications	63-509

Angles in degrees and pattern width in inches at 12"(30 cm) from surface.

Inch	mm	10° 2/3 in	20° 4/6 in	30° 6/8 in	40° 8/10 in	50° 10/12 in	60° 12/14 in	70° 14/16 in	80° 16/18 in	90° 18/20 in	100° 20/22 in	110° 22/24 in	US GPM
0.006	0.15	106	206	306	406								0.04
0.007	0.08	107	207	307	407	507							0.05
0.008	0.20	108	208	308	408	508	608						0.06
0.009	0.23	109	209	309	409	509	609						0.07
0.010	0.25	110	210	310	410	510	610	710	810				0.09
0.011	0.28	111	211	311	411	511	611	711	811				0.10
0.012	0.30	112	212	312	412	512	612	712	812	912			0.12
0.013	0.33		213	313	413	513	613	713	813	913	1013		0.15
0.014	0.35		214	314	414	514	614	714	814	914	1014		0.17
0.015	0.38		215	315	415	515	615	715	815	915	1015		0.19
0.016	0.40		216	316	416	516	616	716	816	916	1016		0.24
0.017	0.43		217	317	417	517	617	717	817	917	1017		0.26
0.018	0.45		218	318	418	518	618	718	818	918	1018	1118	0.29
0.019	0.48		219	319	419	519	619	719	819	919	1019	1119	0.34
0.020	0.50		220	320	420	520	620	720	820	920	1020	1120	0.37
0.021	0.53		221	321	421	521	621	721	821	921	1021	1121	0.40
0.022	0.55		222	322	422	522	622	722	822	922	1022	1122	0.44
0.023	0.58		223	323	423	523	623	723	823	923	1023		0.48
0.024	0.60		224	324	424	524	624	724	824	924			0.51
0.025	0.64			325	425	525	625	725	825	925			0.56
0.026	0.66			326	426	526	626	726	826	926			0.65
0.027	0.69			327	427	527	627	727	827	927			0.66
0.028	0.71			328	428	528	628	728	828	928			0.75
0.029	0.74			329	429	529	629	729	829	929			0.78
0.030	0.76			330	430	530	630	730	830	930			0.87
0.031	0.79			331	431	531	631	731	831	931			0.90
0.032	0.81			332	432	532	632	732	832				0.99
0.033	0.84			333	433	533	633	733					1.00
0.034	0.86			334	434	534	634	734					1.09

Other tip sizes available upon request.

63-507 & 63-507 MAX

Available tip sizes

Inch	20°	30°	40°	50°	60°	70°	80°	90°	100°
0.011	211	311	411	511					
0.012	212	312	412	512					
0.013	213	313	413	513	613				
0.014	214	314	414	514	614				
0.015	215	315	415	515	615	715			
0.016	216	316	416	516	616	716			
0.017	217	317	417	517	617	717	817		
0.018	218	318	418	518	618	718	818		
0.019	219	319	419	519	619	719	819	919	
0.02	220	320	420	520	620	720	820	920	
0.021	221	321	421	521	621	721	821	921	
0.022	222	322	422	522	622	722	822	922	
0.023	223	323	423	523	623	723	823	923	1023
0.024	224	324	424	524	624	724	824	924	1024
0.025	225	325	425	525	625	725	825	925	1025
0.027	227	327	427	527	627	727	827	927	1027
0.029	229	329	429	529	629	729	829	929	1029
0.031	231	331	431	531	631	731	831	931	1031
0.033	233	333	433	533	633	733	833	933	1033
0.035	235	335	435	535	635	735	835	935	1035
0.037	237	337	437	537	637	737	837	937	1037
0.039	239	339	439	539	639	739	839	939	1039
0.041	241	341	441	541	641	741	841	941	1041
0.043	243	343	443	543	643	743	843	943	1043
0.045	245	345	445	545	645	745	845	945	1045
0.047	247	347	447	547	647	747	847	947	1047
0.049	249	349	449	549	649	749	849	949	1049
0.051	251	351	451	551	651	751	851	951	1051
0.053	253	353	453	553	653	753	853	953	1053
0.055	255	355	455	555	655	755	855	955	1055

Other tip sizes available upon request.

63-507 & 63-507 MAX

Available tip sizes



Inch	20°	30°	40°	50°	60°	70°	80°	90°	100°
0.055	255	355	455	555	655	755	855	955	1055
0.057	257	357	457	557	657	757	857	957	1057
0.059	259	359	459	559	659	759	859	959	1059
0.061	261	361	461	561	661	761	861	961	1061
0.063	263	363	463	563	663	763	863		
0.065	265	365	465	565	665	765	865		
0.067	267	367	467	567	667	767	867		
0.069	269	369	469	569	669	769	869		
0.071	271	371	471	571	671	771	871		
0.073	273	373	473	573	673	773	873		
0.075	275	375	475	575	675	775	875		
0.077	277	377	477	577	677	777	877		
0.079	279	379	479	579	679	779	879		
0.081	281	381	481	581	681	781	881		
0.083	283	383	483	583	683	783	883		
0.085	285	385	485	585	685	785	885		
0.087	287	387	487	587	687	787	887		
0.089	289	389	489	589	689	789	889		
0.091	291	391	491	591	691	791			
0.093	293	393	493	593	693	793			
0.095	295	395	495	595	695	795			
0.097	297	397	497	597	697	797			
0.099	299	399	499	599	699	799			



Other tip sizes available upon request.

Universal Pre-Orifice



For excellent paint application at greatly reduced operating pressures.

Part Number	Description
63-003	Pre-Orifice .012" white
63-004	Pre-Orifice .016" yellow
63-005	Pre-Orifice .019" red
63-007	Pre-Orifice .026" blue
63-010	Pre-Orifice .039" black

Other tip sizes available upon request.

TIP ACCESSORIES – TIP CLEANING NEEDLES

Spray Tip Cleaning Needles



The unique tapered triangular design enables it to clean any size tip helping to keep it operating at peak performance.

Part Number	Description
36-701	Carton (10x6) for tips -.011
36-703	Carton (10x6) for tips +.011

Other tip sizes available upon request.

